

REFERENCES

- AOAC official method of analysis of AOAC INTERNATIONAL. 1995. Food composition; Additives; Natural Contaminants, 16th ed., Vol II, Chapter 45, pp. 16-18. Arlington, Virginia, U.S.A.
- Bender, H. 1986. Production, characterization and application of cyclodextrins. *Adv. Biotech. Proc.* 6(1): 31.
- Barmore, C.R., Fisher, J.F., Fellers, P.J., and Rouseff, R.L. 1986. Reduction of bitterness and tartness in grapefruit juice with florisol. *J. Food. Sci.* 51(2): 415.
- Cameroon, J. W., and Frost, H. B. 1968. Bitterness in citrus. In Reuther, W., Batchlor, L. D., and Webber, H. J. (eds), *The Citrus Industry: Vol.II*, pp. 325-350. University of California.
- Chandler, B.V., and Kefford, J.F. 1968. Removal of limonin from bitter orange juice. *J. Sci. Food Agric.* 19(1): 83.
- Chandler, B. V., Johnson, R. L. 1977. Cellulose acetate as a selective sorbent for limonin in orange juice. *J. Sci Food Agric.* 28(4): 875-884.
- Considine, D.M., and Considine, G.D. 1982. *Food and Food Production Encyclopedia*, pp. 415-417. New York: Van Nostrand Reinhold Company.
- Couter R., and Rouseff, R.L. 1992. Debittering and deacidifying sour orange *Citrus aurantium* juice using neutral and anion exchanger resin. *J. Food Sci.* 57(2): 830.

- Department of Agricultural Extension (DOAE). 2003. *Agricultural Statistics Yearbook*, Bangkok, Thailand.
- Fernandez, E., Couture, R., Rouseff, R.L., Chen, C.S., and Barros, S.1992. Evaluation of ultrafiltration and adsorption to debitter grapefruit juice and grapefruit pulp wash. *J. Food Sci.* 57(3): 664.
- Fisher, J.F. 1973. Fluorometric determination of limonin in grapefruit and orange juice. *J. Agric. Food Chem.* 21(4): 1109.
- Fisher, J.F., and Wheaton, T.A. 1976. A high pressure liquid chromatography method for the resolution and quantitation of naringin and naringenin rutinoside in grapefruit juice. *J. Agric. Food Chem.* 24(4): 898.
- Florida Department of Citrus. 1999. *Office Rules Affecting the Florida Citrus Industry*, pp. 20-64.
- FMC Corporation. 1983. *Procedures of Analysis Citrus Products*, pp. 1-2. Citrus Machinery Division. Lakeland, FL 33802, U.S.A.
- Fontananova, E., Basile, A., Casano, A., and Drioli, E. 2003. Preparation of polymeric membranes entrapping β -cyclodextrins and their molecular recognition of naringin. *J. Incl. Phemon.* 47(1): 33.
- Freundlich, H. 1907. On adsorption in solution. *Z.Phys.Chem.* 57(1): 385.
- Goldstein, L., Lifshitz, Z.A., and Skolovsky, M. 1971. Water insoluble derivatives of naringinase. *Int. J. Biochem.* 10(2): 448.

- Ganho, R.M.B. 1974. *Contribution a L'etude de L'adsorption de Phe' nol en Solution Aqueous en Couche Fluidiz'eede Charbon Actif*. The'sis of Docteur-Inge'nieur. University Paul-Sabatier, Toulouse.
- Geldart, D. 1970. A strategy for the design of fluidized bed chemical reactors. *Chem Eng.* 6(1): 147-155.
- Gorini, F., and Testoni, M. 1988. Trail of individual packaging of citrus in Italy, *Sixth Int. Citrus congress Middle east*, pp. 1545. Rehovat, Israel: Balaban Publishers.
- Guadagni, D.G., Maier, V.P., and Turnbaugh, J.G. 1973. Effect of some citrus juice constituents on taste thresholds for limonin and naringin bitterness. *J. Sci. Food. Agric.* 24(5): 1277.
- Harding, P. L., Wilston, J. R., and Fisher, D. F. 1940. Seasonal changes in Florida oranges. *U.S. Dept. Agr. Tech. Bull.* 753(1): 89.
- Hasegawa, S., Bennett, R.D., and Vincent, A.D., 1972. Metabolism of limonin and limonate by microorganisms: the conversion to non-bitter compounds. *J. Agric. Food Chem.* 20(1): 435.
- Hasegawa S., Berhow, M.A., and Fong, C.H. 1996. Fruit Analysis. In Linskens, H.F., Jackson, J.F. (eds), *Modern Methods of Plant Analysis*: Vol. 18, pp.59. Berlin Heidelberg: Springer-Verlag.
- Hasegawa, S., and Kim, K.S. 1975. Biochemistry of limonoids, A new limonoid debittering enzyme. Abstract, Citrus research conference,

Paraneda CA, December 16.

Hasegawa, S. and King, A.D. 1983. A species of bacterium producing constitutive enzymes for limonoid metabolism. *J. Agric. Food Chem.* 31(1): 907.

Hasegawa, S. and Maier, V.P. 1983. Solution to the limonin bitterness problem of citrus juices. *Food Technology.* 37(6): 73.

Hasegawa, S., Petton, Y.A., and Bennett, R.D. 1983. Metabolism of limonoids by *Arthrobacter globiformis* II. Basis for practical means of reducing the limonin content of orange juice by immobilized cells. *J. Agric. Food Chem.* 31(1): 1002.

Hasegawa, S., Vandercook, C.E., Choi, G.V., Herman, Z. and Ou, P. 1985. Limonoid debittering of citrus juice sera by immobilized cell of *Corynebacterium facians*. *J. Food Sci.* 50(1): 330-332.

Horikoshi, K., and Akiba, T., 1982. *Alkalophili microorganisms : A new microbial world*, pp. 105-157. Japan Scientific Societies Press, Tokyo and Springer Verlag.

Izquierdo, L., and Sendra, J.M. 1993. Citrus: Composition and characterization. In Macrae, R., Robinson, R. K., and Sadler, M. J. (eds). *Encyclopedia of Food Science, Food Technology and Nutrition*, pp. 999-1007. London: Academic Press.

Johnson, R.L., and Chandler, B.V. 1982. Reduction of bitterness and acidity in grapefruit juice by adsorptive debittering process. *J. Sci. Food Agric.* 33(1): 287.

Jourdan, P.S., Mansell, R.L., Oliver, D.G., and Weiler, E.W. 1984. Competitive solid phase enzyme-linked immunoassay for the quantification of limonin in citrus.

Anal. Biochem. 138(1): 19.

Kale, P.N., and Adsule, P.G. 1995. Citrus. In Salunkhe, D.K., Kadam, S.S. (eds),

Handbook of Fruit Science and Technology: Vol.1, pp. 39-65. New York: Marcel

Dekker, Inc.

Kimball, D.A. 1987, Debittering of citrus juice using supercritical carbon dioxide,

J. Food. Sci. 52(2): 481.

Kimball, D.A.1991a. Bitterness in Citrus juice. In *Citrus Processing:Quality Control*

Technology. New York. Van Nostrand Reinhold. 140-141.

Kimball, D.A. 1991b, *Citrus Processing Quality Control and Technology*. New York:

Van Nostrand Reinhold.

Konno, A., Miyawaki, M., Toda, J., Wada, T., and Yasumatsu, K. 1981. Bitterness

reduction of naringin and limonin by β -Cyclodextrin. *Agri. Biol. Chem.*

46(9): 2203.

Kruger, A.J., and Colter, C.E. 1972. Gas chromatographic identification of limonin in

citrus juice. *Proc. Fla. State Hort. Soc.* 83(1): 206.

Kunii, D., and Levenspiel, O. 1969. Fluidization Engineering. New York:

John Wiley & Sons.

Langmuir, I.A. 1918. A new adsorption isotherm. *J. Am. Chem. Soc.* 40(4): 1361.

Lee, H.S., and Chen, C.S. 1998. Rates of vitamin C loss and discoloration in clear

orange juice concentrate during storage at temperature of 4-24°C. *J. Agric. Food*

Chem. 46(11): 4723-4727.

Leva, M. 1949. Fluid Flow through Packed Beds. *Chem.Eng.* 56(1): 115.

Leva, M. 1951. Fluidization, pp. 174-175. New York: McGraw-Hill Book., Inc.

Leva, M., Weintraub, M., Grummer, M., Polilichik, M. and Storch, H.H. 1951. Fluid flow through packed bed and fluidized systems. Washington: U.S. Bureau of Mines Bulletin 504.

Lewis, W.K., Gilliland, E.R. and Bauer, W.C. 1949. Characteristics of fluidized particles
Ind. Eng. Chem. 41(1): 1104.

MacIntoch, C.A. and Rouseff, R.C. 1982. Distribution of limonin in the fruit issue of nine grapefruit cultivars, *J. Agric. Food Chem.* 30(3): 689.

Maier, V.P., Bennett, R.D., and Hasegawa, S. 1977. Limonin and Other Limonoids. In Nagy, S., Shaw, P.E., and Veldhuis M.K. (eds), *Citrus Science and Technology*: volume 1., pp. 355-396. USA: The AVI Publishing Company.

Maier, V.P., Brewster, L.C., and Hsu, A.C. 1973, Ethylene accelerated limonoids metabolism in citrus fruits: a process for reducing juice bitterness.
J. Agri. Food. Chem. 21(2): 490.

Manlan, M., Mathews, R.F., Rouseff, R.L., Littell, R.C., Marshall, M.R., Moye, H.A., and Texeira, A.A. 1990. Evaluation of the properties of polystyrene divinyl benzene adsorbents for debittering grapefruit juice. *J. Food. Sci.* 55(2): 440.

Milnes, A.B. 1995. Debittering and upgrading citrus juice and by-products

- using combined technology. *Citrus processing short course data sheet*.
University of Florida.
- Morton, J., Julia, F., Miami, F.L. 1987. Fruits of warm climates. *Mandarin orange*,
pp. 142-145. New York: Academic press.
- Mozaffar, Z., Miranda, Q.R. and Saxena, V. 2000. High Throughput Debittering.
US.PATENT 5817354. cited Berry, R.E.1981. *Proc. Intro. Soc. Citriculture*: 896.
- Nagy, S., Shaw, P.E., and Veldhuis, M.K. 1977. *Citrus Science and Technology*:
Volume1, pp. 356. USA: AVI Publishing Company.
- Norman, S.I.1989. Unpublished data, Dow Chemical U.S.A., Midland, Mich.
- Ono, M., Tosa, T., and Chibata, I. 1978. Preparation and properties of immobilized
naringinase using tannin aminohexyl cellulose. *Agric. Biol. Chem.* 42:1847.
- Pagington, J.S. 1985. Molecular encapsulation with β -Cyclodextrin. *British Society of
Flavorist Symposium*.
- Piriya, R. 2001. Reduction of limonin in tangerine juice *Citrus reticulata* Blanco juice by
beta-cyclodextrin polymer. Master's thesis, Program of Biotechnology, Faculty of
Science, Chulalongkorn University.
- Pol, S. 1975. *Adsorption of Solute from Aqueous Solution in Fixed and Fluidized
Beds*. Research for Chulalongkorn University.
- Praschan, V.C. 1975. *Quality manual for citrus processing plants*. Intercit, Inc, Safety
Harbor, Florida.
- Pritchett, D.E. 1957. Extraction of the bitter principal from navel orange juice.

U.S. PATENT. 2816033.

Puri, A. 1984. Preparation and properties of citrus juices, concentrates and dried powders which are reduced in bitterness . *U.S.PATENT*. 4439458.

Puri, A., Marwaha, S.S., Kothari, R.M., and Kennedy, J.F. 1996. Biochemical basis of bitterness in citrus fruit juices and biotech approaches for debittering. *Critical Review in Biotechnology*. 16(2): 145-155.

Rangana,S., Govindarajan, V.S., and Ramana, K.V.R. 1983. Citrus fruits part II. Chemistry, Technology ad Quality Evaluation. *Technology CRC Reviews in Food Science and Nutrition*. 19(1): 1-98.

Ribeiro, M.H.L., Silveria, D., and Ferreira-Dias, S. 2002. Selective adsorption of limonin and naringin from orange juice to natural and synthetic adsorbent. *Eur. Food. Res. Tech*. 215(2): 462-471.

Richardson, J.F. 1971. Incipient Fluidization and Particulate Systems. *Fluidization*, pp. 145-156. London: Academic Press.

Renard, E., Deratani, A., Volet, G., and Sebille, B. 1997. Preparation and characterization of water-soluble high molecular weight beta-cyclodextrin-epichlorhydrin polymers. *Eur. Polm. J.* 33(1). 49.

Rouseff, R.L., and Fisher, J.F. 1980. Determination of Limonin and Related Limonoids in Citrus fruits by High Performance Liquid Chromatography. *Anal. Chem.* 52(2): 1228.

- Savitree, J. 1997. Limonin in Thai tangerine *Citrus reticulata*, Blanco. in relation to reduction of juice bitterness. A dissertation of Asian Institute of Technology School of Environment, Resources and Development.
- Schmid, D. 1989. Cyclodextrin glycosyltransferase production: Yield enhancement by overexpression of clone genes. *Trend Biotechnol.* 7:244-248.
- Shaw, P.E., and Wilson, C.W. III. 1983. Debittering citrus juice with β -cyclodextrin polymer. *J. Food. Sci.* 48: 646.
- Shaw, P.E. and Buslig, B.S. 1986. Selective removal of bitterness compounds from grapefruit juice and from aqueous solution with cyclodextrin polymer and with Amberlite XAD-4. *J. Agric. Food Chem.* 34(5): 837.
- Shaw, P.E. and Wilson, C.W. III., 1984. A Rapid method for determination of limonin in citrus juices by high performance liquid chromatography. *J. Food. Sci.* 49(5): 1216.
- Shaw, P.E. and Wilson, C.W. III., 1985. Reduction of bitterness in grapefruit juice with β -cyclodextrin polymer in a continuous-flow process. *J. Food. Sci.* 50(5): 1205.
- Shaw, P.E., Wagner, JR. C.J., and Wilson, C.W. III. 1989. Reduction of bitter components in grapefruit juice and navel orange juice with β -cyclodextrin polymer or XAD resins in a fluidized bed process. *J. Agric. Food Chem.* 37(1): 14.
- Shaw, P.E., Wilson, C.W. III., and James H.T., 1984. Improve flavor of navel orange

and grapefruit juices by β -cyclodextrin polymer. *J. Agric. Food Chem.* 32(4): 832.

Shaw, P.E. 1999a. Commercial debittering processes to upgrade quality of citrus juice products. *The American Chemical Society*. 071-AGFD part 1. 217. cited

Maeda, H., Takahashi, Y., Miyake, M., Ifuku, Y. 1984. *Nippon Shokuhin Kogyo Gakkaishi*. 31(1): 413.

Shaw, P.E. 1999b. Commercial debittering processes to upgrade quality of citrus juice products. *The American Chemical Society*. 071-AGFD part 1. 217. cited

Kimball, D.S., Norman, S.I. 1990. *J. Agric. Food Chem.* 38(2): 1396.

Sinclair, W. B., Bartholomew, E. T., and Ramsey, R. D. 1945. Analysis of the organic acids orange juice, *Plant Physiol.* 20:3.

Su, C.S. and Yang, C.P. 1991. Partial removal of various food components from aqueous solution using crosslinked polymers of cyclodextrins with epichlorohydrin. *J. Sci. Food Agric.* 54: 635.

Swisher, H.E. 1958. Control of Navel bitter principle in dehydrated juice products. *U.S.PATENT*. 2834687.

Szejtli, J., and Patington, J. 1991. Cholesterol removal with CDs, *Cyclodextrin News*. 9(5): 1-2.

Szejtli, J., and Patington, J. 1987. *The Cyclodextrin News*. 1(8): 3-4.

Szejtli, J. 1998. Introduction and general overview of cyclodextrin chemistry.

Chem. Rev. 98: 1743.

Tatum, J.H., and Berry, R.E. 1973. Method for estimating limonin content of citrus juices. *J. Food Sci.* 38(5): 1244.

Ting, S.V., and Attaway, .J.A.1971a. The biochemistry of fruits and their products: *Food Science and Technology* ; Hulme, A.C. Vol.2. London and New York: Academic Press. cited Miller, E.V., Winston, J.R., and Fisher, D.F. 1940. *J. Agric. Res.* 60(1): 259.

Ting, S.V., and Attaway, .J.A. 1971b. The biochemistry of fruits and their products: *Food Science and Technology*; Hulme, A.C. Vol.2. London and New York: Academic Press. cited Underwood, J.C. and Rocklands, L.B. 1953. *Food Res.* 18(2): 522.

Ting, S.V. and Attaway, .J.A. 1971c. The biochemistry of fruits and their products: *Food Science and Technology*; Hulme, A.C. Vol.2. London and New York: Academic Press. cited Bain, J.M. 1958. *Aust. J. Bot.* 6(2):1.

Ting, S.V. and Attaway, J.A., 1971d. The biochemistry of fruits and their products: *Food Science and Technology* ; Hulme, A.C. Vol.2: Academic Press London and New York. cited Bartholomew, E.T. and Scinclair, W.B.1943. *Pl. Physiol. lancaster* 18(1): 185.

Ting, S.V., and Attaway, J.A., 1971e. The biochemistry of fruits and their products. *Food Science and Technology* ; Hulme, A.C. Vol.2. London and New York:

Academic Press. cited Curl, A.L., and Velduis, M.K. 1948.

Ting, S.V., and Attaway, J.A. 1971f. The biochemistry of fruits and their products: *Food Science and Technology*; Hulme, A.C. Vol.2. London and New York: Academic Press. cited Atkins, C.D., Wiederhold, E., and Moore, E.L. 1945. *Fruit Prod. J.* 24(2): 260.

Ting, S.V., and Attaway, J.A. 1971g. The biochemistry of fruits and their products: *Food Science and Technology*; Hulme, A.C. Vol.2. London and New York: Academic Press. cited Harding, P.L., Winston, J.R., and Fisher, D.F. 1940. *U.S. Dep. Agr. Tech. Bull.* 753(1): 89.

Ting, S.V., and Attaway, J.A. 1971h. The biochemistry of fruits and their products: *Food Science and Technology*; Hulme, A.C. Vol.2. London and New York: Academic Press. cited Harding, P.L., and Fisher, D.F. 1945. *U.S. Dep. Agr. Tech. Bull.* 886(1): 100.

Ting, S.V., and Attaway, J.A. 1971i. The biochemistry of fruits and their products: *Food Science and Technology*; Hulme, A.C. Vol.2. London and New York: Academic Press. cited Smith, P.R. 1953. *B.F.I.R.A. Tech. Circ.* 44(2): 388.

Ting, S.V. and Attaway, J.A., 1971j. The biochemistry of fruits and their products: *Food Science and Technology*; Hulme, A.C. Vol.2. London and New York: Academic Press. cited Zoller, H.F. 1918. *Chem. Ind. Edn.* 10(1): 364.

Toomey, R.D. and Johnstone, H.F. 1952. Gaseous fluidization of solid particles

Chem.Eng.Prog. 48(5): 220.

Tsen, H.Y. 1984. Factors affecting the inactivation of naringinase immobilized on chitin during debittering of fruit juice. *J. Ferm. Technol.* 62(1): 263.

Tsen, H.Y., Tsai, S.Y., and Yu, G.J. 1989. Fiber entrapment of naringinase from *penicillium* sp. and application to fruit juice debittering. *J. Ferm. Technol.* 87:(1) 145.

Tsen, H.Y. and Yu, G.K. 1991. Limonin and naringin removal from grapefruit juice with naringinase entrapped in cellulose triacetate fiber, *J. Food Sci.* 56(1): 31.

Vaks, B., and Lifshitz, A. 1981. Debittering of orange juice by bacteria which degrade limonin. *J. Agric. Food Chem.* 29: 1258.

Van Beek, T.A., and Blaakmeer, A. 1989. A Determination of limonin in grapefruit juice with naringinase entrapped in cellulose triacetate fiber. *J. Food Sci.* 56(1): 31.

Wagner, JR. C.J., Wilson, C.W. III, and Shaw, P.E. 1988. Reduction of grapefruit bitter components in fluidized β -cyclodextrin polymer bed. *J. Food Sci.* 53(2): 516.

Weber, W.J., and Keinath, T.M. 1967. Mass transfer of fedurable pollutants from dilute aqueous aolution in fluidized adsorbers. *Chem.Eng.Prog.Symp.Series.* 63(1): 78-89.

Webber, H.J. and Batchelor, L.D.(editors).1943. *The Citrus Industry*, Vol.1, pp. 696. Berkley: University of California Press.

Wen, C.Y., and Yu, Y.H. 1966. Minimum Fluidizing Velocity.

Chem.Eng.Prog.Symp.Series. 62(1): 100.

Weiler, J.H., and Mansell, R.L. 1980. Radioimmunoassay of limonin using a tritiated tracer. *J. Agric. Food Chem.* 28(2): 543.

Widmer, W.W., and Rouseff, R.L. 1991. Quantitative analysis of limonin in grapefruit juice using an enzyme-linked immunoassay:collaborative study. *J. Assoc. Off. Anal. Chem.* 74(2): 513.

Wilson, K.W. and Crutchfield, C.A. 1968. Spectrophotometric determination of limonin in orange juice. *J. Agric. Food Chem.* 16(1): 118.

Windholz M, Budavari S, Stroumtsos L, Fertig, M. (eds). 1976. *The Merck Index*. Merck and Co Inc, Rathway, NJ.

http://www.cyclodex.com/about.asp?page_id=8&n=8

APPENDICES

Appendix A

1. Chromatogram and standard curve of Limonin

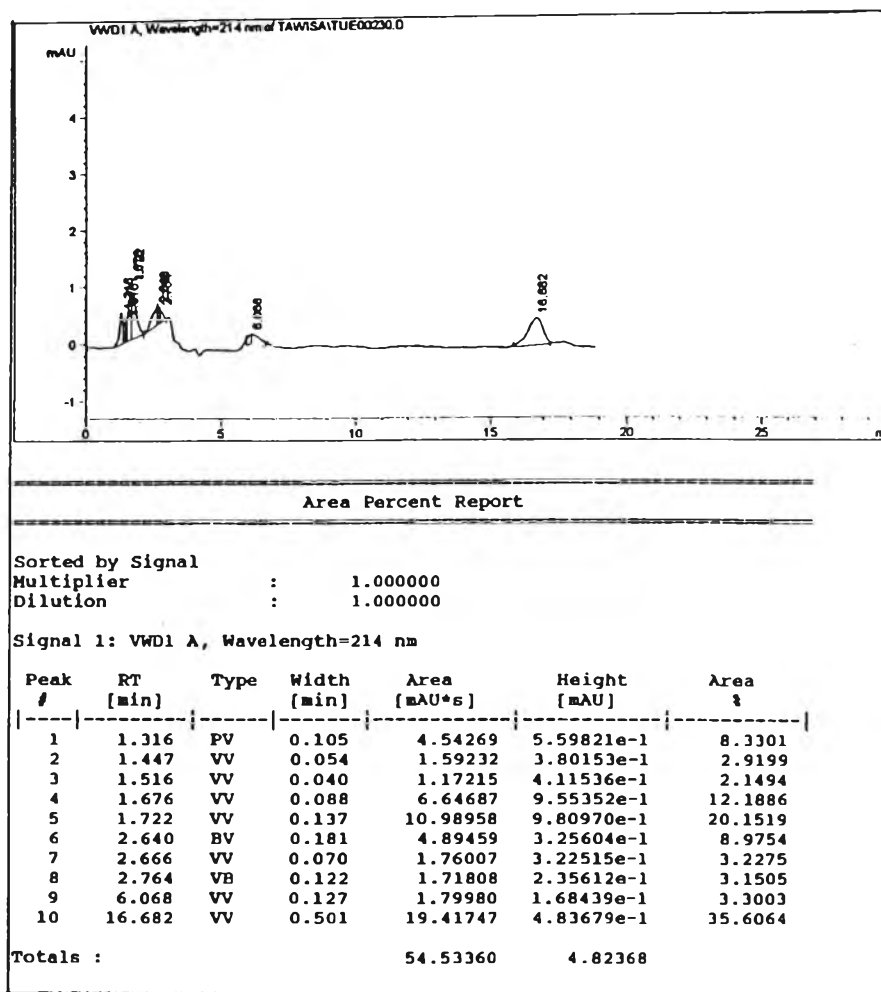


Figure A 1 Chromatogram of standard limonin at 2.5 ppm

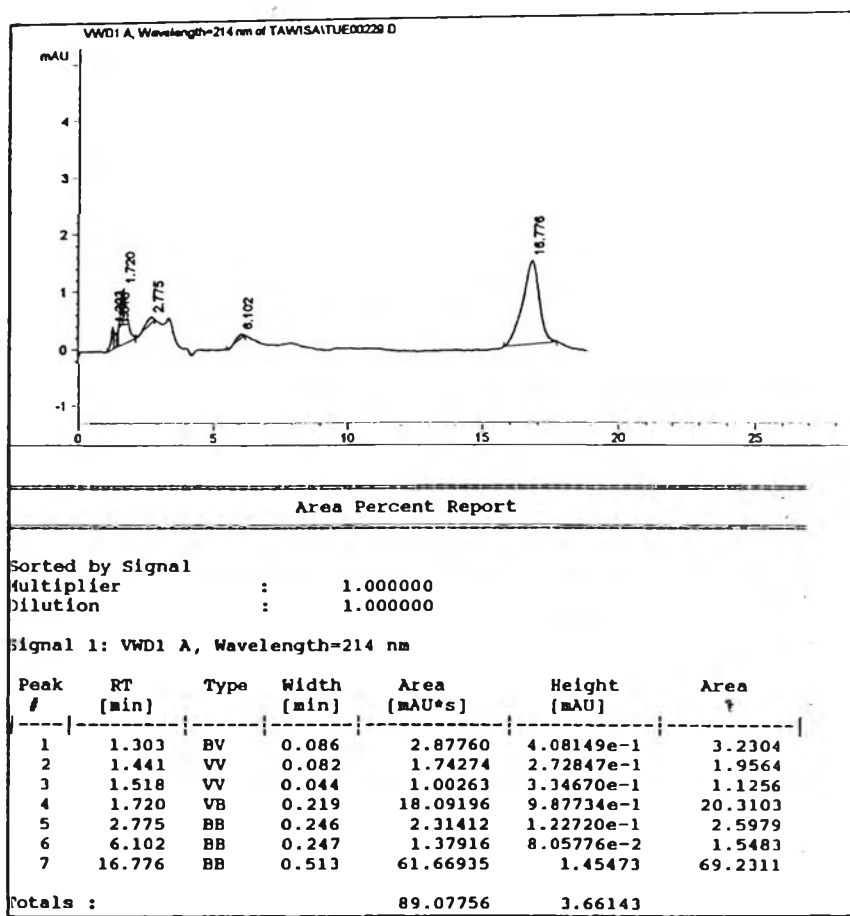


Figure A 2 Chromatogram of standard limonin at 7.5 ppm

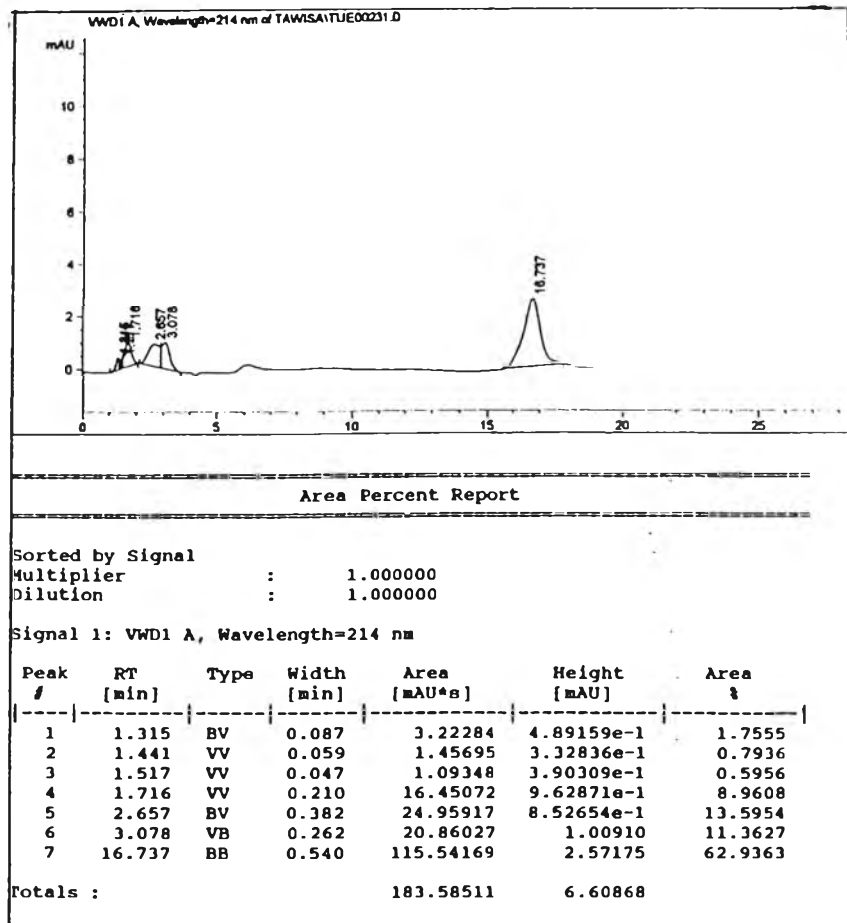


Figure A 3 Chromatogram of standard limonin at 12.5 ppm

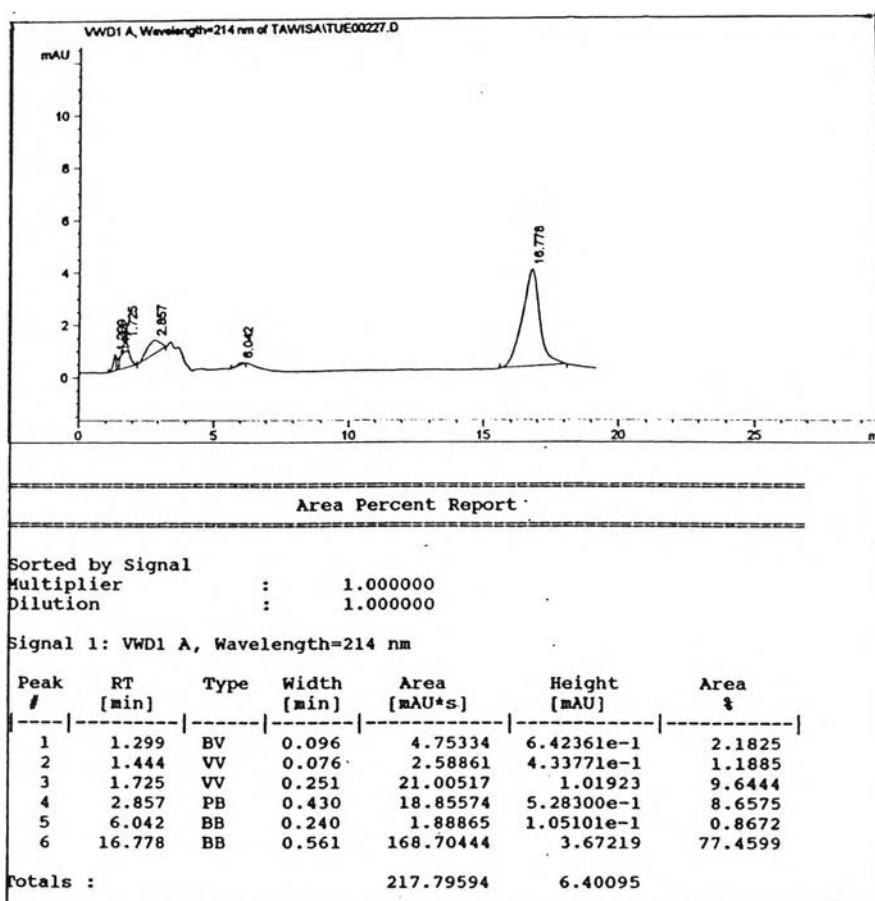


Figure A 4 Chromatogram of standard limonin at 17.5 ppm

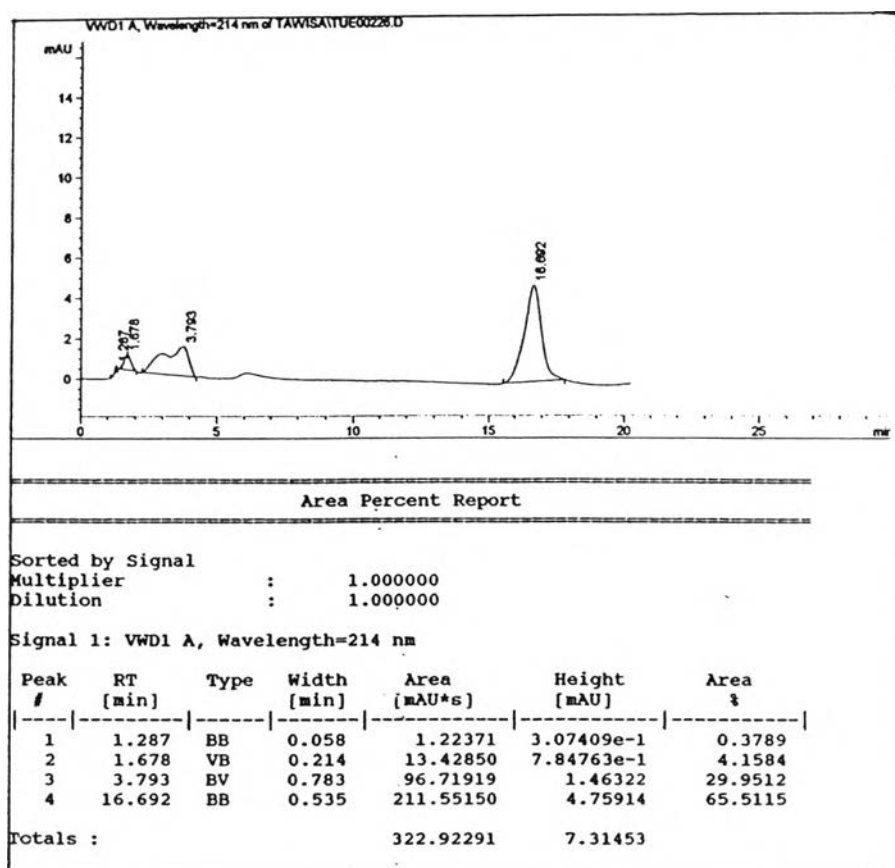


Figure A 5 Chromatogram of standard limonin at 22.5 ppm

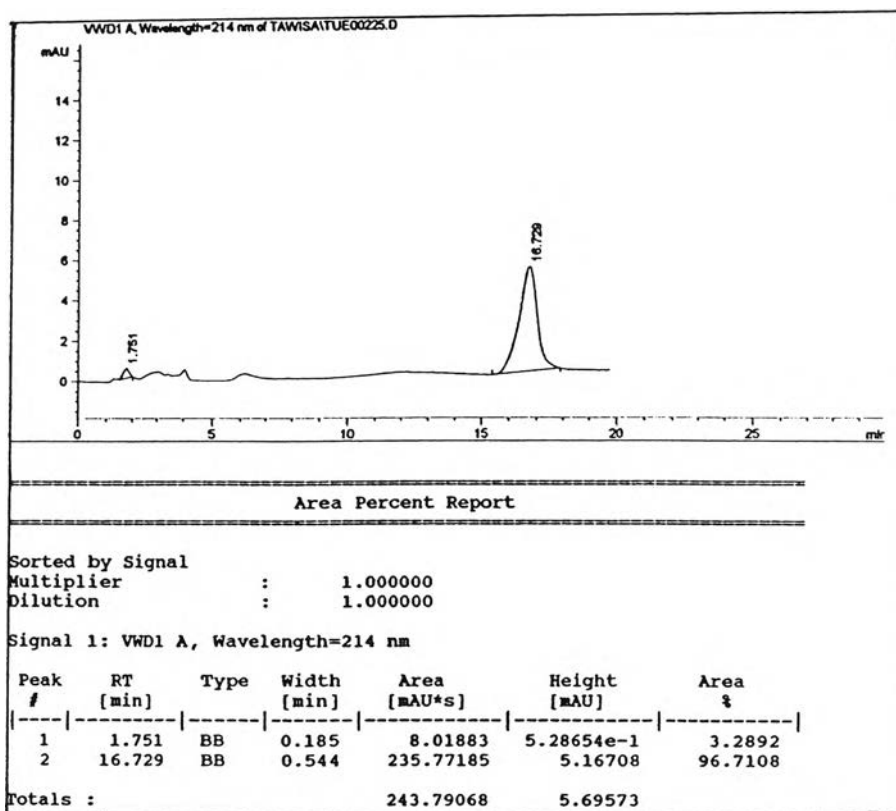


Figure A 6 Chromatogram of standard limonin at 25.0 ppm

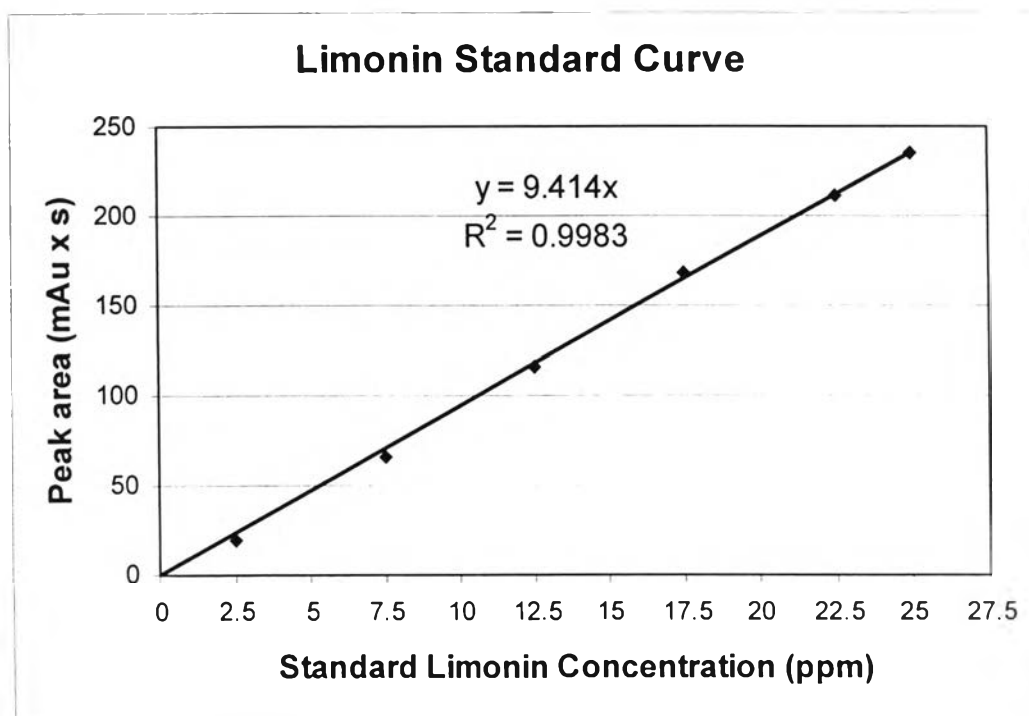


Figure A 7 Standard curve of limonin

Table A 1 % Recoveries of limonin of initial and reused HyperSEP C18 column

Replications	%Recoveries				
	Initial C-18	1 st Reused	2 nd Reused	3 rd Reused	4 th Reused
1	86.55	80.15	77.06	63.56	64.91
2	83.24	80.55	75.66	63.28	63.56
3	82.06	80.18	77.96	63.28	63.50
Average	83.95±2.33 ^a	80.29±0.22 ^b	76.89±1.16 ^c	63.37±0.16 ^d	63.99±0.80 ^d
%C.V.	2.77	0.28	1.51	0.26	1.24

Note: a, b, c and d means with the same letter were significantly different at $P>0.05$ by Duncan's multiple range test with three replications.

Table A 2 Color values (L, a, b) of each sample juice

Sample	L	a	b	Average / %C.V		
				L	a	b
Fresh juice	102.46	-11.32	+33.50			
	101.17	-10.92	+31.83	$101.80 \pm 0.64^A /$	$-11.03 \pm 0.25^A /$	$+32.33 \pm 1.01^A /$
	101.77	-10.86	+31.66	0.63	2.26	3.14
Clarified juice	92.23	-6.11	+9.90			
	92.34	-6.10	+10.39	$92.43 \pm 0.2^B /$	$-6.18 \pm 0.13^B /$	$+10.28 \pm 0.33^B /$
	92.72	-6.33	+10.54	0.28	2.10	2.60
Debittered juice by β -CD polymer	92.54	-6.54	+10.34			
	92.87	-6.42	+10.23	$92.46 \pm 0.44^B /$	$-6.39 \pm 0.17^B /$	$+10.23 \pm 0.12^B /$
	91.98	-6.21	+10.11	0.49	2.61	4.54
Debittered juice by XAD-16 resin	92.05	-6.86	+10.15			
	92.89	-6.15	+10.17	$92.5 \pm 0.42^B /$	$-6.33 \pm 0.47^B /$	$+10.18 \pm 0.04^B /$
	92.56	-5.97	+10.28	0.46	7.43	0.69
Debittered juice by prepared β -CD polymer	92.19	-6.38	+10.14			
	92.43	-6.19	+9.98	$92.39 \pm 0.18^B /$	$-6.26 \pm 0.10^B /$	$+10.16 \pm 0.20^B /$
	92.54	-6.22	+10.37	0.36	1.63	1.43

Note: L = Lightness, a and b = color coefficient

A and B means with the same letter were significant different at $P > 0.05$ by Duncan's multiple range test with three replications.

Table A 3 Total soluble solids of each sample juice

Juice	Total soluble solids			Average*NS	%C.V
Fresh juice	11.6	11.7	11.6	11.63±0.06	0.50
Clarified juice	11.6	11.5	11.6	11.55±0.07	0.50
Debittered juice by β-CD polymer	11.6	11.5	11.5	11.54±0.05	0.50
Debittered juice by XAD-16 resin	11.7	11.6	11.6	11.63±0.06	0.50
Debittered juice by prepared β-CD polymer	11.5	11.6	11.7	11.6±0.10	0.86

Note: *NS= not significantly different at $P \leq 0.05$ by Duncan's multiple range test with three replications.

Table A 4 Vitamin C content of each sample juice

Juice	Vitamin C content (mg/100 ml juice)			Average*NS	%C.V
Clarified juice	5.67	5.80	5.67	5.71±0.08	1.31
Debittered juice by β-CD polymer	5.80	5.80	5.94	5.85±0.08	1.37
Debittered juice by XAD-16 resin	5.80	5.67	5.80	5.76±0.08	1.30
Debittered juice by prepared β-CD polymer	5.94	5.67	5.80	5.80±0.14	2.33

Note: *NS= not significantly different at $P < 0.05$ by Duncan's multiple range test with three replications.

Table A 5 Operating cost for β-CD polymer fluidized column (Laboratory scale)

Items	Unit	Quantity	Cost/unit (Bahts/unit)	Cost (Bahts)	(%)
Tangerine fruit	kg	10	7	70	1.56
β-CD polymer	G	11	400	4,400	98.36
NaOH	G	12	0.26	3.12	0.07
Electricity for pump	kw*h	0.004	4	0.016	0.0004
Water	m ³	0.02	10	0.2	0.0045

Total cost (Bahts/column) = 4,473.336

Practical maximum capacity of column (mg limonin/g β-CD polymer) = 0.47

Productivity (ml juice/column/hour) = 6,000

Appendix B

1. Calculation of limonin content in tangerine juice

Standard limonin equation : $Y = 9.414 X$

Slope (S) = 9.414

When Y represents to peak area (mAu x s) and

X represents to limonin concentration (ppm)

From HPLC analysis

Peak area of the limonin peak at 16 min = P

Thus limonin concentration of the extract = P/S ppm or $\mu\text{g/ml}$

The 1.5 ml of extract was prepared from 6 ml of sample juice

The efficiency of HyperSEP C18 column = 80%

Limonin content in the 6 ml sample juice = $1.5 \times (P/S) \times 100/80$ μg

= $1.875(P/S)$ μg

Finally, the limonin concentration in the sample juice = $1.875(P/S)$ $\mu\text{g}/6 \text{ ml}$

= $0.3215(P/S)$ ppm

2. Calculation of size of fluidized column

The equation of minimum fluidization velocity, for small particles and $Re < 50$:

$$U_{mf} = \frac{688 d_p^{1.82} (\rho_s - \rho_f)^{0.94}}{\mu^{0.88}}$$

where $d_p = 0.015$ in, $\rho_s = 67.8$ lbm/ft³, $\rho_f = 64.74$ lbm/ft³, $\mu = 1.2$ centipoise

Thus,

$$U_{mf} = 0.805 \quad \text{ft/hr}$$

$$= 0.409 \quad \text{cm/min}$$

The equation of cross-section area of column was

$$Q = U_{mf} \cdot A \quad \text{cm}^3/\text{min}$$

If $Q = 5$ cm³/min

Thus,

$$A = 12.22 \quad \text{cm}^2$$

The diameter of column was

$$A = (\pi/4) D^2 \quad \text{cm}^2$$

Thus,

$$D = 3.94 \quad \text{cm}$$

The bed height was

$$U_{mf} = s/t \quad \text{cm/min}$$

If $t = 30$ min

$$s = 12.27 \quad \text{cm}$$

From this calculation, the fluidized column was approximately designed as the height of column was 50 cm and the diameter of column was between 3 to 5 cm.

Appendix C

Statistical Analysis

Table C.1 ANOVA for the study of regeneration of HyperSEP C18 column for limonin determination

SOURCE	DF	SUM OF SQUARE	MEAN SQUARE	F VALUE	Pr>F
Model	4	1078.9682	269.7420	180.48	0.0001
Error	10	14.9458	1.4946		
Corrected total	14	1093.9140			

Duncan's Multiple Range Test

Duncan Grouping	Mean	N	Between group
A	83.9500	3	1
B	80.2933	3	2
C	76.8933	3	3
D	63.9900	3	5
D			
D	63.3733	3	4

R-square	0.9863	C.V.	1.6588
Root MSE	1.2225	Data Mean	73.7000

Table C 2 ANOVA for the study of color value (L) in sample juice

SOURCE	DF	SUM OF SQUARE	MEAN SQUARE	F VALUE	Pr>F
Model	4	205.4938	51.3734	262.37	0.0001
Error	10	1.9581	0.1958		
Corrected total	14	207.4519			

Duncan's Multiple Range Test

Duncan Grouping	Mean	N	Between group
A	101.8000	3	1
B	92.8200	3	5
B			
B	92.5000	3	4
B			
B	92.4633	3	3
B			
B	92.4300	3	2

R-square	0.9906	C.V.	0.4687
Root MSE	0.4425	Data Mean	94.4027

Table C.4 ANOVA for the study of color value (b) in sample juice

SOURCE	DF	SUM OF SQUARE	MEAN SQUARE	F VALUE	Pr>F
Model	4	1165.9718	291.4930	1039.68	0.0001
Error	10	2.8037	0.2804		
Corrected total	14	1168.7755			

Duncan's Multiple Range Test

Duncan Grouping	Mean	N	Between group
A	32.3300	3	1
B	10.5600	3	3
B			
B	10.2767	3	2
B			
B	10.2000	3	4
B			
B	10.1300	3	5

R-square 0.9976

C.V. 3.6021

Root MSE 0.5295

Data Mean 14.6993

Table C 5 ANOVA for the study of total soluble solids in sample juice

SOURCE	DF	SUM OF SQUARE	MEAN SQUARE	F VALUE	Pr>F
Model	4	0.0227	0.0057	1.21	0.3639
Error	10	0.0467	0.0047		
Corrected total	14	0.0693			

Duncan's Multiple Range Test

Duncan Grouping	Mean	N	Between group
A	11.6333	3	1
A			
A	11.6333	3	4
A			
A	11.6000	3	5
A			
A	11.5667	3	2
A			
A	11.5333	3	3

R-square	0.3269	C.V.	0.5892
Root MSE	0.0683	Data Mean	11.5933

Table C 6 ANOVA for the study of vitamin C content in sample juice

SOURCE	DF	SUM OF SQUARE	MEAN SQUARE	F VALUE	Pr>F
Model	3	0.0535	0.0178	1.98	0.1957
Error	8	0.0721	0.0090		
Corrected total	11	0.1256			

Duncan's Multiple Range Test

Duncan Grouping	Mean	N	Between group
A	5.8933	3	2
A			
A	5.8033	3	4
A			
A	5.7567	3	3
A			
A	5.7133	3	1

R-square	0.4261	C.V.	1.6388
Root MSE	0.0949	Data Mean	5.7917

Appendix D

1. Capacity of β -CD polymer column in limonin adsorption at maximum juice volume

Productivity of the laboratory scale

At maximum load, it produced 900 ml of debittered juice

$$\text{Flow rate} = 100 \text{ ml/minute}$$

$$\text{Process time for 900 ml juice} = 9 \text{ minutes or } 0.15 \text{ hours / column}$$

$$\begin{aligned} \text{Productivity of laboratory scale (P)} &= 900 \text{ ml debittered juice / column / } 0.15 \text{ hour} \\ &= 6000 \text{ ml juice/column/hour} \end{aligned}$$

Limonin adsorption capacity of the laboratory scale

When used 15 g β -CD polymer

$$\begin{aligned} &= (11.76-6) (\mu\text{g/ml juice}) * 900 \text{ ml juice / } 15 \text{ g } \beta\text{-CD polymer} \\ &= 345.6 \mu\text{g limonin /g } \beta\text{-CD polymer} \\ &\simeq 0.35 \text{ mg limonin /g } \beta\text{-CD polymer} \end{aligned}$$

When used 15 g regenerated β -CD polymer

$$\begin{aligned} &= (11.89-6) (\mu\text{g/ml juice}) * 350 \text{ ml juice / } 15 \text{ g } \beta\text{-CD polymer} \\ &= 137.4 \mu\text{g limonin /g } \beta\text{-CD polymer} \\ &\simeq 0.14 \text{ mg limonin /g } \beta\text{-CD polymer} \end{aligned}$$

When used 11 g β -CD polymer

$$\begin{aligned} &= (11.76-6) (\mu\text{g/ml juice}) * 900 \text{ ml juice / } 11 \text{ g } \beta\text{-CD polymer} \\ &= 471.3 \mu\text{g limonin /g } \beta\text{-CD polymer} \\ &\simeq 0.47 \text{ mg limonin /g } \beta\text{-CD polymer} \end{aligned}$$

2. Capacity of XAD-16 in limonin adsorption at the optimum condition

Initial limonin content in juice load = 12.07 ppm

Juice load = 1600 ml

Amount of XAD-16 resin used = 11 g

Total limonin in 100 ml juice = 19312 μg

% limonin reduction ~ 90%

Capacity of XAD-16 resin in limonin reduction = $(19312 \times 0.9)/11$

= 1580.07 μg limonin/ g XAD-16 resin

= 1.58 mg limonin/ g XAD-16 resin



3. Capacity of prepared β -CD polymer in limonin adsorption at the maximum juice volume

Initial limonin content in juice load = 12.15 ppm

Maximum juice volume = 25 ml

Amount of prepared β -CD polymer used = 11 g

Total limonin in 100 ml juice = 303.75 μg

Capacity of β -CD polymer in limonin reduction = $303.75/11$

= 27.614 μg limonin/ g β -CD polymer

= 0.028 mg limonin/ g β -CD polymer

BIOGRAPHY

Miss Tawisa Pipatthitikorn was born on May 11, 1982 in Nakhonpathom, Thailand. She graduated her Bachelor degree of Biochemistry, Faculty of Science from Chulalongkorn University in 2001 and then enrolled in the graduate program for Master of Science in Biotechnology at Chulalongkorn University in 2002. She has publication:

1. Tawisa Pipatthitikorn, Lersuang Mekasut, Peerada Mongkolkul and Romanee Sa-nguandeekul. 2004. Scale-up of Debittering Tangerine *Citrus reticulata* Blanco Juice by Fluidized β -Cyclodextrin Polymer Process. *In* The 16th Annual Meeting of the Thai Society for Biotechnology, Pittsanulok, Thailand during December 12-15, 2004 p.109.