

## REFERENCES

- Ahmadi, T., Wang, Z.L., Green, T.C., Henglein, A., and El-Sayed, M.A. (1996). Shape-controlled synthesis of colloidal platinum nanoparticles. Science, 272, 1924.
- Avgouropoulos, G., Papavasiliou, J., Tabakova, T., Idakiev, V., and Ioannides, T. (2006). A comparative study of ceria-supported gold and copper oxide catalysts for preferential CO oxidation reaction. Chemical Engineering Journal, 124, 41-45.
- Baatz, C., Decker, N., and Prübe, U. (2008). New innovation gold catalysts prepared by an improved incipient wetness method. Journal of Catalysis, 258, 165-169.
- Boccuzzi, F., Chiorino, A., Manzoli, M., Lu, P., Akita, T., Ichikawa, S., and Harutay, M. (2001). Au/TiO<sub>2</sub> Nanosized Samples: A Catalytic, TEM, and FTIR Study of the Effect of Calcination Temperature on the CO Oxidation. Journal of Catalysis, 202, 256–267.
- Chan, S.C. and Barteau, M.A. (2005). Preparation of Highly Uniform Ag/TiO<sub>2</sub> and Au/TiO<sub>2</sub> Supported Nanoparticle Catalysts by Photodeposition. Langmuir, 21, 5588–5595.
- Chang, L.H., Yeh, Y.L., and Chen, Y.W. (2008). Preferential oxidation of CO in hydrogen stream over nano-gold catalysts prepared by photodeposition method. International Journal of Hydrogen Energy, 33, 1965 – 1974.
- Comotti, M., Li, W.C., Spliethoff, B., and Schüth, F. (2006). Support Effect in High Activity Gold Catalysts for CO Oxidation. Journal of the American Chemical Society, 128, 917-924.
- Daté, M and Haruta, M. (2001). Moisture Effect on CO Oxidation over Au/TiO<sub>2</sub> Catalyst. Journal of Catalysis, 201, 221–224.

- Glaspell, G., Fuoco, L., and El-Shall, M.S. (2005). Microwave Synthesis of Supported Au and Pd Nanoparticle Catalysts for CO Oxidation. Journal of Physical Chemistry B, 109 (37), 17350-17355.
- Grisel, R.J.H., Weststrate, C.J., Goossens, A., Crajé, M.W.J., Kraan, A.M., Nieuwenhuys, B.E. (2002). Oxidation of CO over Au/MO<sub>x</sub>/Al<sub>2</sub>O<sub>3</sub> multi-component catalysts in a hydrogen-rich environment. Catalysis Today, 2599, 1-10.
- Grunwaldt, J.D., Maciejewski, M., Becker, O.S., Fabrizioli, P., and Baiker, A. (1999). Comparative Study of Au/TiO<sub>2</sub> and Au/ZrO<sub>2</sub> Catalysts for Low-Temperature CO Oxidation. Journal of Catalysis, 186, 458-469.
- Gupta, N.M. and Tripathi, A.K. (1999). Microcalorimetry, Adsorption, and Reaction Studies of CO, O<sub>2</sub>, and CO+O<sub>2</sub> over Fe<sub>2</sub>O<sub>3</sub>, Au/ Fe<sub>2</sub>O<sub>3</sub>, and Polycrystalline Gold Catalysts as a Function of Reduction Treatment. Journal of Catalysis, 187, 343-347.
- Haruta, M., Ueda, A., Tsubota, S., Sanchez, R.M.T. (1996). Low temperature catalytic combustion of methanol and its decomposed derivatives over supported gold catalysts. Catalysis Today, 29, 443-447.
- Haruta, M., Daté, M. (2001). Advances in the catalysis of Au nanoparticles. Applied Catalysis A: General, 222, 427-437.
- Hoflund, G.B., Gardner, S.D., Schryer, D.R., Upchurch, B.T., Kielin, E.J. (1995). Au/MnO, catalytic performance characteristics for low-temperature carbon monoxide oxidation. Applied Catalysis B: Environmental, 6, 117-126.
- Horváth, D., Toth, L., and Guzzi, L. (2000). Gold nanoparticles: effect of treatment on structure and catalytic activity of Au/Fe<sub>2</sub>O<sub>3</sub> catalyst prepared by co-precipitation. Catalysis Letters, 67, 117-128.
- Iliev, V., Tomova, D., Todorovska, R., Oliver, D., Petrov, L., Todorovsky, D., and Uzunova-Bujnova, M. (2006). Photocatalytic properties of TiO<sub>2</sub> modified with gold nanoparticles in the degradation of oxalic acid in aqueous solution. Applied Catalysis A: General, 313, 115-121.

- Imai, H., Daté, M., and Tsubota, S. (2008). Preferential Oxidation of CO in H<sub>2</sub>-Rich Gas at Low Temperatures over Au Nanoparticles Supported on Metal Oxides. Catalysis Letters, 124, 68–73.
- Lee, W.S., Wan, B.Z., Kuo, C.N., Lee, W.C., and Cheng, S. (2007). Maintaining Catalytic Activity of Au/TiO<sub>2</sub> during the Storage at Room Temperature. Catalysis Communication, 8, 1604-1608.
- Logunov, S.L., Ahmadi, T.S., El-Sayed, M.A., Khoury, J.T., and Whetten, R.L. (1997). Electron dynamics of passivated gold nanocrystals probed by subpicosecond transient absorption spectroscopy. Journal of Physical Chemistry B, 101, 3713-3719.
- Mavrikakis, M., Stoltze, P., and Nørskov, J.K. (2000). Making gold less noble. Catalysis Letters, 64, 101–106.
- Mohamed, M.M., Salama, T.M., Ohnishi, R., and Ichikawa, M. (2001). Characterization of gold(I) in dealuminated H-mordenite zeolite. Langmuir, 17, 5678-5684.
- Neri, G., Bonavita, A., Rizzo, G., Galvagno, S., Donato, N., and Caputi, L.S. (2004). A study of water influence on CO response on gold-doped iron oxide sensors. Sensors and Actuators B, 101, 90-96.
- Oh, H.S., Yang, J.H., Costello, C.K., Wang, Y.M., Bare, S.R., Kung, H.H., and Kung, M.C. (2002). Selective Catalytic Oxidation of CO: Effect of Chloride on Supported Au Catalysts. Journal of Catalysis, 210, 375–386.
- Panzer, G., Modafferi, V., Candamano, S., Donato, A., Frusteri, F., Antonucci, P.L. (2004). CO selective oxidation on ceria-supported Au catalysts for fuel cell application. Journal of Power Sources, 135, 177-183.
- Park, E.D. and Lee, J.S. (1999). Effects of Pretreatment Conditions on CO Oxidation over Supported Au Catalysts. Journal of Catalysis, 186, 1–11.
- Park, S., Yoo, K., Park, H.J., Lee, J.C., and Lee, J.H. (2006). Rapid gold ion recovery from wastewater by photocatalytic ZnO nanopowders. Journal of Electroceramics, 17, 831-834.

- Qian, K., Huang, W., Fang, J., Lv, S., He, B., Jiang, Z., and Wei, S. (2008). Low-temperature CO oxidation over Au/ZnO/SiO<sub>2</sub> catalysts: Some mechanism insights. Journal of Catalysis, 255, 269–278.
- Rossignol, C., Arrii, S., Morfin, F., Piccolo, L., Caps, V., and Rousset, J.L. (2005). Selective oxidation of CO over model gold-based catalysts in the presence of H<sub>2</sub>. Journal of Catalysis, 230, 476–483.
- Sandoval, A., Gómez-Cortés, A., Zanella, R., Díaz, G., and Saniger, J.M. (2007). Gold nanoparticles: Support effects for the WGS reaction. Journal of Molecular Catalysis A: Chemical, 278, 200–2008.
- Schubert, M.M., Plzak, V., Garche, J., and Behm R.J. (2001). Activity, Selectivity, and Long-Term Stability of Different Metal Oxide Supported Gold Catalysts for the Preferential CO Oxidation in H<sub>2</sub>-rich Gas. Catalysis Letters, 76, 143–150.
- Schumacher, B., Plzak, V., Kinne, M., and Behm, R.J. (2003). Highly active Au/TiO<sub>2</sub> catalysts for low-temperature CO oxidation: preparation, conditioning and stability. Catalysis Letters, 89, 109–114.
- Shen, L., Bao, N., Yanagisawa, K., Zheng, Y., Domen, K., Gupta, A., and Grimes, C. (2007). Direct growth of comet-like superstructures of Au–ZnO submicron rod arrays by solvothermal soft chemistry process. Journal of Solid State Chemistry, 180, 213–220.
- Tabakova, T., Idakiev, V., Andreeva, D., Mitov, I. (2000). Influence of the microscopic properties of the support on the catalytic activity of Au/ZnO, Au/ZrO<sub>2</sub>, Au/Fe<sub>2</sub>O<sub>3</sub>, Au/Fe<sub>2</sub>O<sub>3</sub>–ZnO, Au/Fe<sub>2</sub>O<sub>3</sub>–ZrO<sub>2</sub> catalysts for the WGS reaction. Applied Catalysis A: General, 202, 91–97.
- Tabakova, T., Idakiev, V., Tenchev, K., Boccuzzi, F., Manzoli, M., and Chiorino, A. (2006). Pure hydrogen production on a new gold–thoria catalyst for fuel cell applications. Applied Catalysis B: Environmental, 63, 94–103.

- Tripathi, A.K., Kamble, V. S., and Gupta, N.M. (1999). Microcalorimetry, Adsorption, and Reaction Studies of CO, O<sub>2</sub>, and CO+O<sub>2</sub> over Au/Fe<sub>2</sub>O<sub>3</sub>, Fe<sub>2</sub>O<sub>3</sub>, and Polycrystalline Gold Catalysts. Journal of Catalysis, 187, 332–342.
- Viswanatha, R., Sapra, S., Satpati, B., Satyam, P.V., Dev, B.N., and Sarma, D.D. (2003). Understanding the quantum size effects in ZnO nanocrystals. Journal of Materials Chemistry, 14, 661-668.
- Xu, X., Caswell, K.K., Tucker, E., Kabisatpathy, S., Brodhacker, K.L., and Scrivens, W.A. (2007). Size and shape separation of gold nanoparticles with preparative gel electrophoresis. Journal of Chromatography A, 1167, 35-41.
- Zenella, R., Giorgio, S., Shin, C.H., Henry, C.R., and Louis, C. (2004). Characterization and reactivity in CO oxidation of gold nanoparticles supported on TiO<sub>2</sub> prepared by deposition-precipitation with NaOH and urea. Journal of Catalysis, 222, 357-367.

## APPENDICES

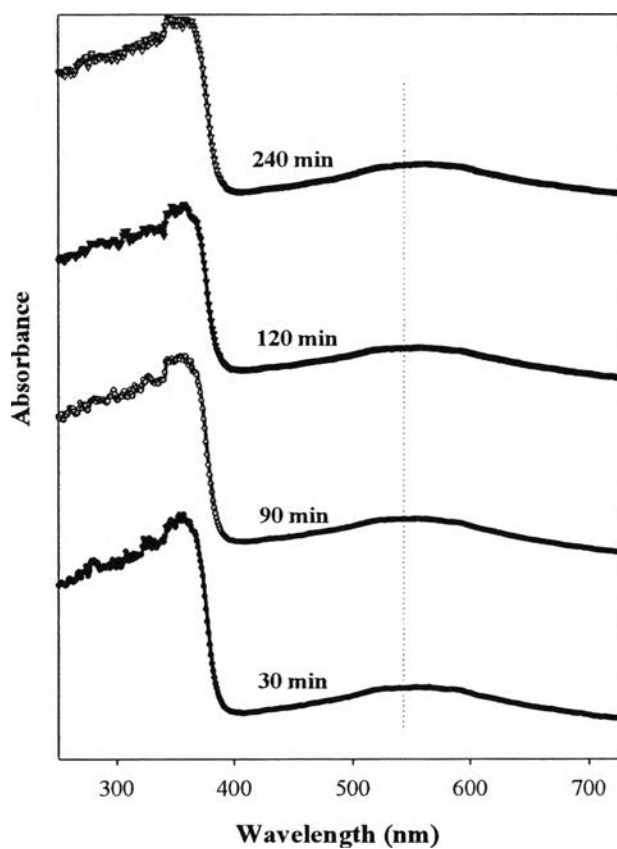
### Appendix A Series of Au/ZnO catalysts prepared by photodeposition

		Precipitating Concentration, Na <sub>2</sub> CO <sub>3</sub> (mol/dm <sup>3</sup> )		Denoted as		
		Support Preparation	Au Loading Procedure			
Irradiation Time (minutes)	30	Without Calcination	0.1	0.1	Uncalcined Au(0.1)/ZnO(0.1)-30	
	90		0.1	0.1	Uncalcined Au(0.1)/ZnO(0.1)-90	
	120		0.1	0.1	Uncalcined Au(0.1)/ZnO(0.1)-120	
	240		Without Calcination	0.1	0.1	Uncalcined Au(0.1)/ZnO(0.1)-240
				0.05	0.1	Uncalcined Au(0.05)/ZnO(0.1)-240
				0.1	0.05	Uncalcined Au(0.1)/ZnO(0.05)-240
				0.05	0.05	Uncalcined Au(0.05)/ZnO(0.05)-240
	With Calcination	0.1	0.1	Calcined Au(0.1)/ZnO(0.1)-240		
		0.05	0.1	Calcined Au(0.05)/ZnO(0.1)-240		
		0.1	0.05	Calcined Au(0.1)/ZnO(0.05)-240		
		0.05	0.05	Calcined Au(0.05)/ZnO(0.05)-240		

## Appendix B Influence of Irradiation Time

**Table B1** Actual Au loading of the uncalcined Au(0.1)/ZnO(0.1) with different irradiation times

Irradiation time (minutes)	Actual Au loading (% atom)
30	0.56
90	0.56
120	0.56
240	0.56

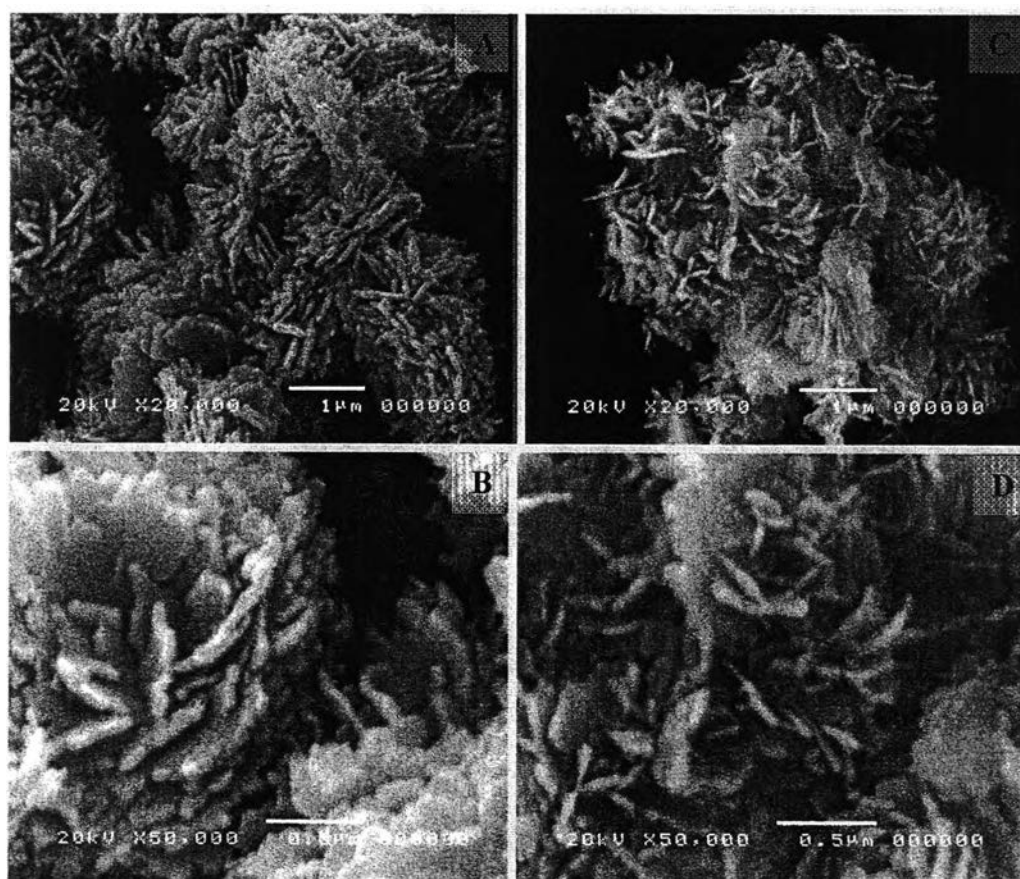


**Figure B1** UV-vis spectra of the uncalcined Au(0.1)/ZnO(0.1) with different irradiation times.

### Appendix C Influence of Precipitant Concentration

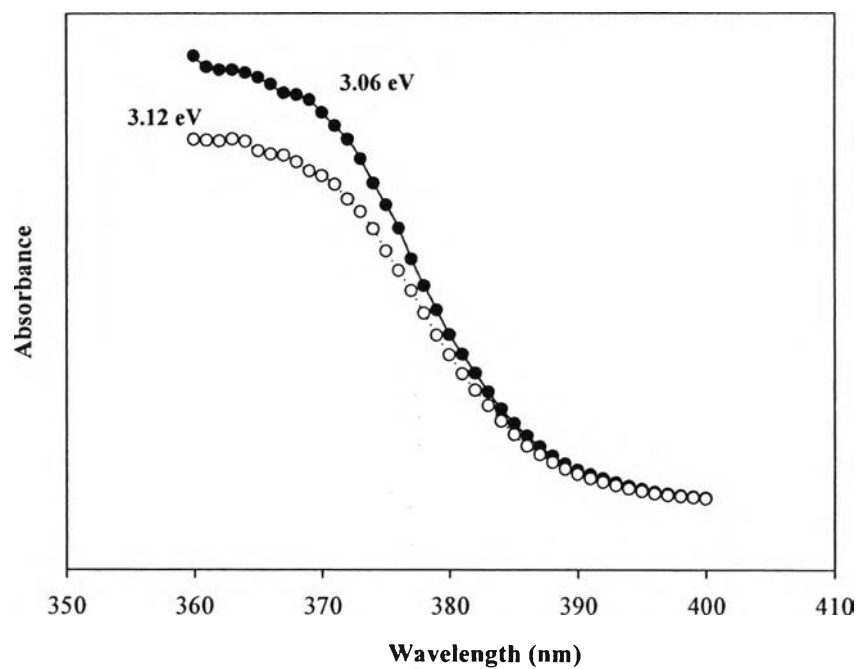
**Table C1** Nitrogen Sorption Analysis (BET) of the prepared catalysts

Catalysts	Surface Area (m <sup>2</sup> /g)
0.05 ZnO	49.24
Uncalcined Au(0.05)/ZnO(0.05)-240	64.21
Uncalcined Au(0.1)/ZnO(0.05)-240	54.74
0.1 ZnO	45.49
Uncalcined Au(0.1)/ZnO(0.1)-240	39.19
Calcined Au(0.1)/ZnO(0.1)-240	51.68
Uncalcined Au(0.05)/ZnO(0.1)-240	53.82

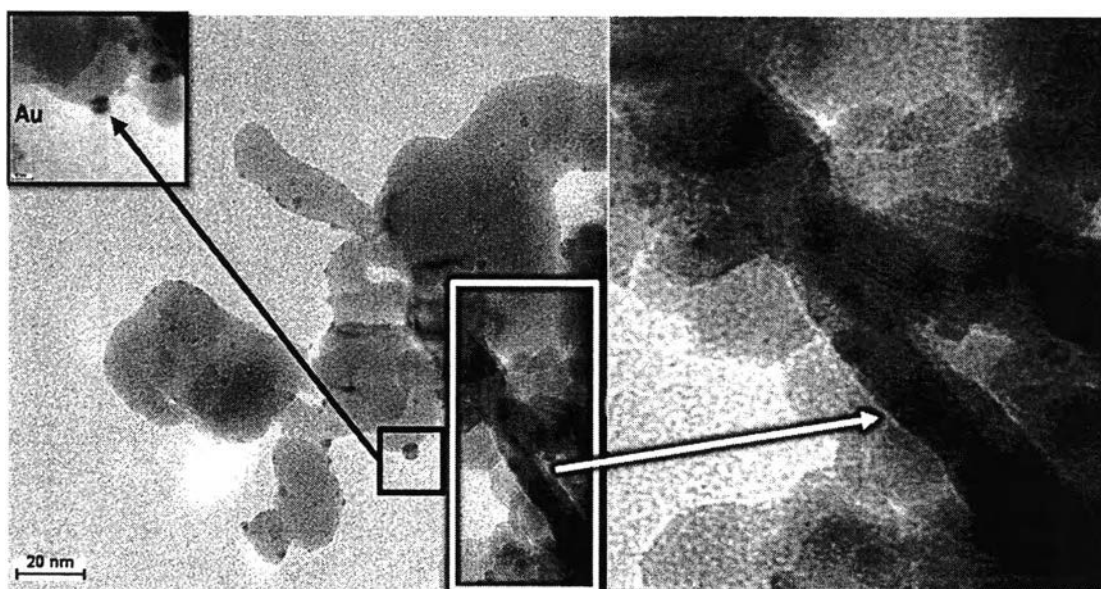


**Figure C1** SEM images with different magnifications of ZnO, prepared by using different concentration of Na<sub>2</sub>CO<sub>3</sub>; 0.1 M (A and B), and 0.05 M (C and D).





**Figure C2** UV-vis spectra of the (○) 0.05 and (●) 0.1 ZnO. The absorption edges of them are extrapolated and correspond to 3.12 and 3.06 eV, respectively.

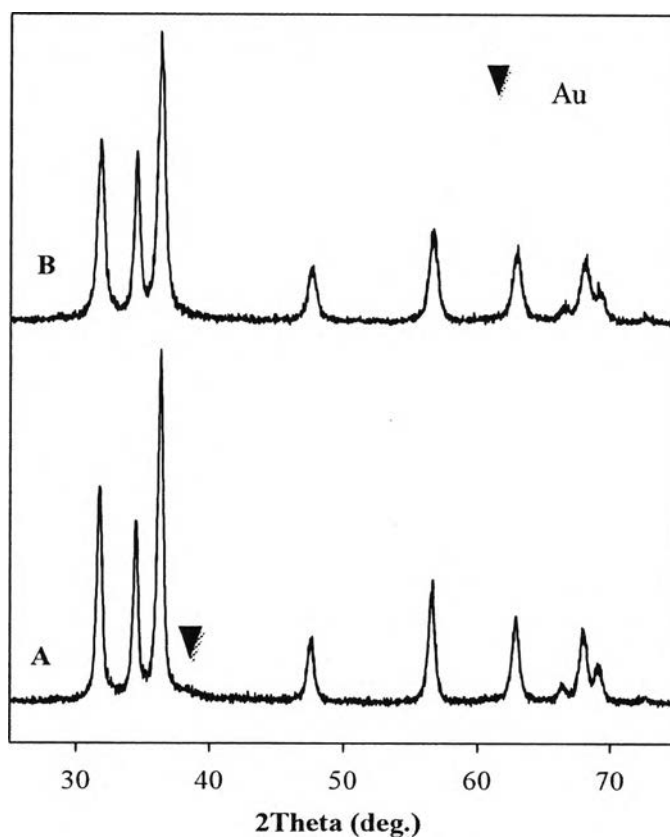


**Figure C3** TEM image of the uncalcined Au(0.1)/ZnO(0.1)-240 shown some nanorod ZnO shapes.

**Formula C1** Calculation of an average Au particle sizes ( $D_{avg}$ ) as follows:

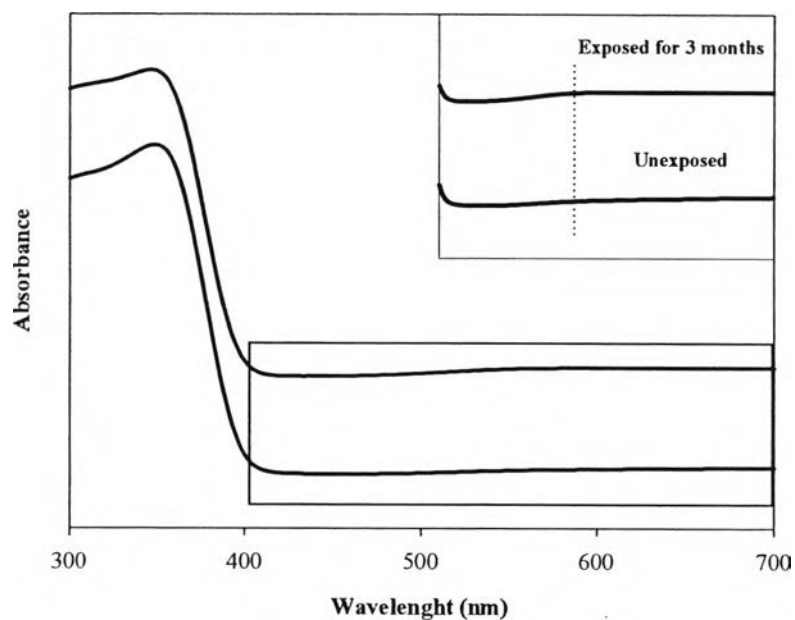
$$D_{avg} = \frac{\sum n_i d_i}{\sum n_i}$$

where  $n_i$  is the number of particles of diameter  $d_i$ .



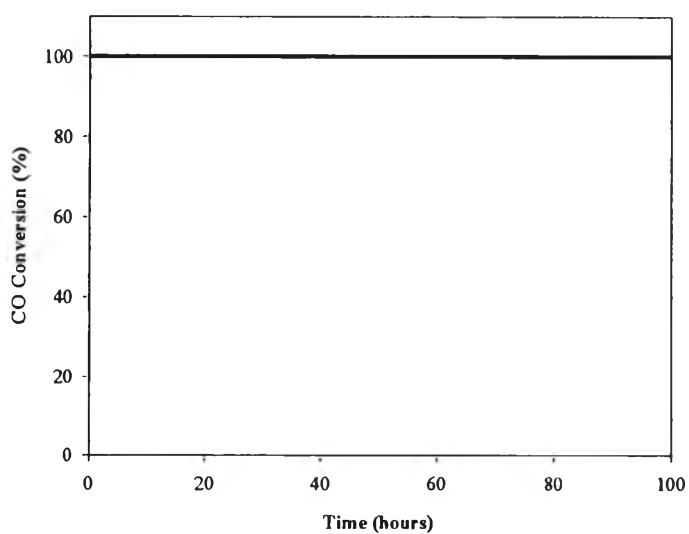
**Figure C4** XRD patterns of the (A) uncalcined Au(0.1)/ZnO(0.1)-240 and (B) uncalcined Au(0.05)/ZnO(0.05)-240.

## Appendix D Influence of Storage Conditions

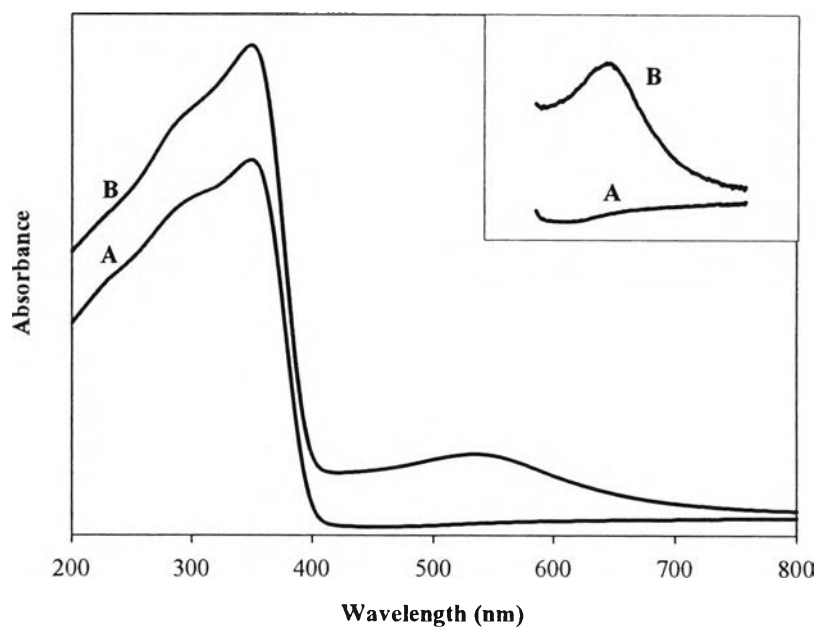


**Figure D1** Au particle size distributions and Au averaged sizes of the Au(0.05)/ZnO(0.05) unexposed and exposed to light for 3 months.

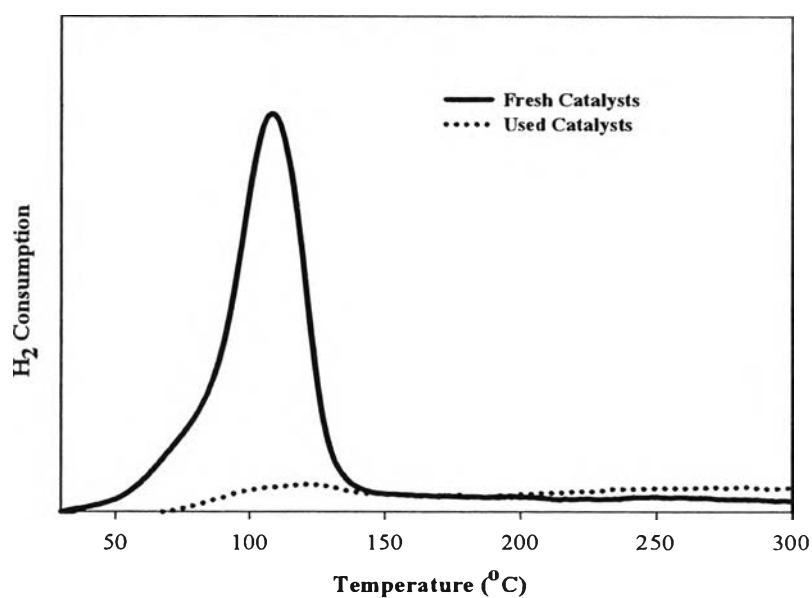
## Appendix E Stability Testing



**Figure E1** Stability testing of the uncalcined Au(0.05)/ZnO(0.05)-240 for 100 hours.

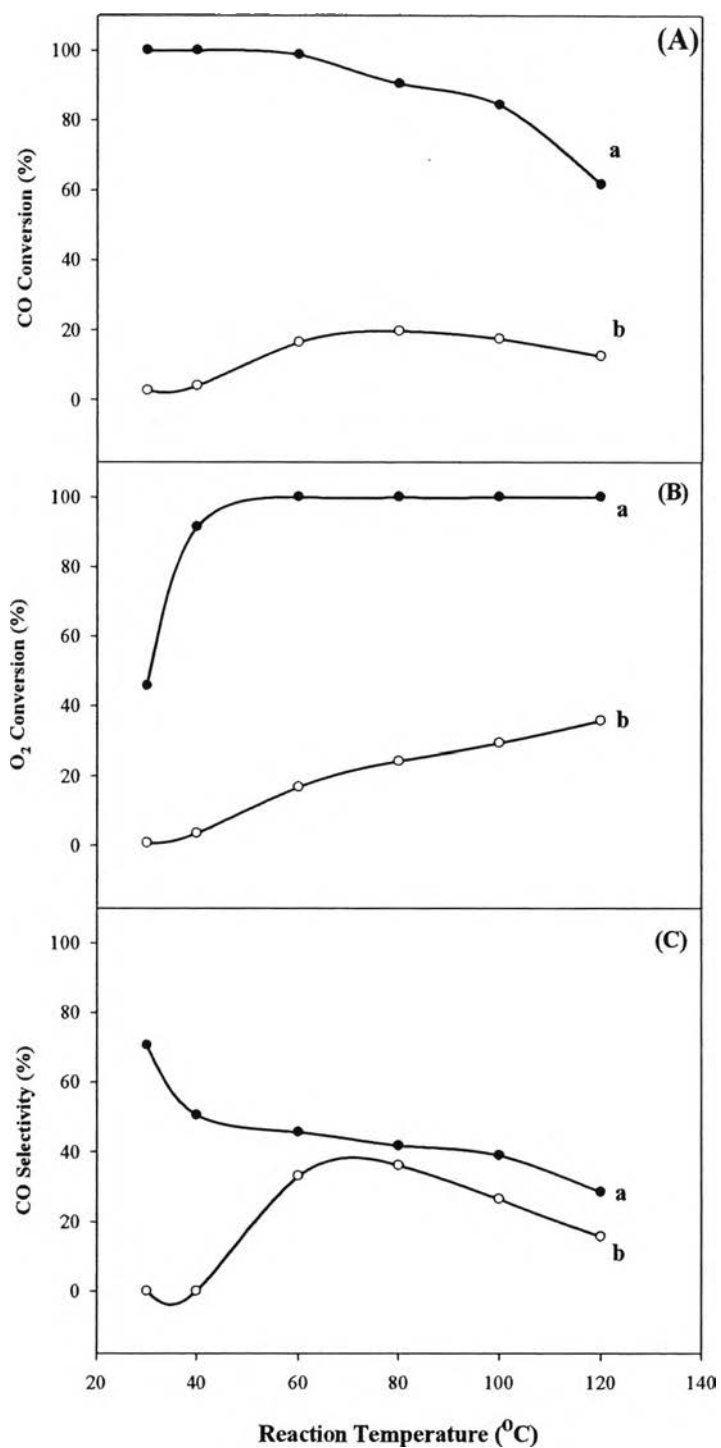


**Figure E2** UV-vis absorption spectra of the uncalcined Au(0.05)/ZnO(0.05)-240 (A) before and (B) after reaction.



**Figure E3** TPR profiles of the fresh and spent uncalcined Au(0.05)/ZnO(0.05)-240.

### Appendix F Influence of water



**Figure F1** Catalytic activity of the uncalcined Au(0.05)/ZnO(0.05)-240 (a) 0% H<sub>2</sub>O and (b) 10% H<sub>2</sub>O —(A) CO conversion, (B) O<sub>2</sub> conversion, and (C) CO selectivity.

## Appendix G Color Observation

**Table G1** Color of the fresh and spent catalysts

<b>Catalysts</b>	<b>Color</b>	
	<b>Before Reaction</b>	<b>After Reaction</b>
Uncalcined Au(0.1)/ZnO(0.1)-30	Dark Purple	Dark Purple
Calcined Au(0.1)/ZnO(0.1)-30	Dark Purple	Dark Purple
Uncalcined Au(0.1)/ZnO(0.1)-90	Dark Purple	Dark Purple
Uncalcined Au(0.1)/ZnO(0.1)-120	Dark Purple	Dark Purple
Uncalcined Au(0.1)/ZnO(0.1)-240	Dark Purple	Dark Purple
Calcined Au(0.1)/ZnO(0.1)-240	Dark Purple	Dark Purple
Uncalcined Au(0.1)/ZnO(0.05)-240	Pale Blue	Pale Purple
Calcined Au(0.1)/ZnO(0.05)-240	Pale Purple	Dark Purple
Uncalcined Au(0.05)/ZnO(0.1)-240	Pale Blue	Pale Purple
Calcined Au(0.05)/ZnO(0.1)-240	Pale Purple	Dark Purple
Uncalcined Au(0.05)/ZnO(0.05)-240	Pale Blue	Pale Purple
Calcined Au(0.05)/ZnO(0.05)-240	Pale Purple	Dark Purple

## CURRICULUM VITAE

**Name:** Ms. Siriwan Dulnee

**Date of Birth:** May 17, 1984

**Nationality:** Thai

**University Education:**

2003-2007 Bachelor Degree of Industrial Chemistry, Faculty of Science,  
King Mongkut's Institute of Technology Ladkrabang,  
Bangkok, Thailand

**Working Experience:**

2006-2006 Position: LRD intern  
Company name: Bangchak Petroleum Company Limited

**Presentations:**

1. Dulnee, S., and Luengnaruemitchai, A. (2009, April 7-9) Activity of Different Metal Oxide Supported Gold Catalysts Prepared by Photodeposition for the Preferential CO Oxidation in a H<sub>2</sub>-rich Gas. Oral presentation at The SDSE2008 Conference, Millennium Hilton Bangkok Hotel, Bangkok, Thailand.
2. Dulnee, S., and Luengnaruemitchai, A. (2009, April 22) Activity of Au/ZnO Catalysts Prepared by Photodeposition for the Preferential CO Oxidation in a H<sub>2</sub>-rich Gas. Poster presented at the 15<sup>th</sup> PPC Symposium on Petroleum, Petrochems. and Polymers. Bangkok, Thailand.

