

## REFERENCES

- Anderson M.A., et.al. (2005). Hospital Readmission from Home Health care before and after prospective payment. *Journal of Nursing Scholarship*. first quarter: 73-79
- Bryart J. and Prohmmo, A. (2005). Payment mechanisms and prescriptions in fore Thai hospitals. *Journal of Health Policy* 73 : 160-171
- Chaiyakunaprek, K. and Pannarunothai, S. (2005). Database for supporting health outcome research [ Abstract]. Conference on Equity in Health, Bangkok, Thailand: 27-28 July 2005.
- Chayasriwong, S. (1997). Health service payment system in Social Security Scheme. *Journal of Health system research* 5(1):19-28
- Epilepsy Society of Thailand. (2004). *Guideline of Epilepsy*. Bangkok :Sahadhsn. (n.p.)
- Gastroenterological Association of Thailand. (2004). *Clinical practice guideline for the management of UGIB*. Bangkok: Union creation. (n.p.)
- Israngkura, A. (2003). Income inequality and university financing in Thailand. *Final report to be substituted to the East Asian Development Network*. Thailand: EADN
- Kanchanaphibool, K. (2005). "Health insurance schemes and patterns of drug use and care in Diabetic outpatients" (Doctoral dissertation, Graduate School, Chulalongkorn University), (n.p.).

- Kotjarus, P (2003). The equity in budget allocating using diagnosis related group criteria.
- Krejcie, R.V. and Morgan, D.W. (1970). Determining Sample Size for Research Activities. *Educational and Psychological Measurement*. 30: 607-610.
- Lee, A.J. (1997). The role of financial incentives in shaping clinical practice patterns and practice efficiency *The American journal of cardiology* 80(8B):28H-32H.
- Limwattananon,S. (2004). Cost and utilization of drug prescribed for Hospital-visited patients: Impacts of Universal health care coverage policy. *Report of a Health System Research Institute*. Thailand:HSRI.
- Meng, Q.,et.al (2004). The impact of urban health insurance reform on hospital charges: a case study from two cities in China. *Journal of Health Policy* 68: 197-209
- Mills, A., et.al. (2000). The response of providers to capitation payment : a case study from Thailand. *Journal of Health Policy* 51: 163-180
- Naranong, V., et.al. (2004). Monitoring and evaluation of universal health coverage in Thailand, second phase 2003-2004. Bangkok: TDRI.
- National Cancer of Thailand. (2005). *Guideline of Lung cancer treatment*. Bangkok: MOPH. (n.p.)
- National collaborating Center for Acute care. (2005). *Lung cancer: the diagnosis and treatment of lung cancer*. London:NHS.(n.p.)
- National Health Security Office. (2004). *The manual of practice guideline for paying health expenditures to providers*. Nontaburi :NHSO.

- National Health Security Office. (2005). *The manual of practice guideline for paying health expenditures to providers*. Nontaburi :NHSO.
- Ngosuracheij, S. and Sornleardvanich, A. (2004). Characterization of non-profitable hospitals in Thailand: A year after universal coverage health insurance. *Report of a Health System Research Institute*. Thailand:HSRI.
- Rosen, A.K, and Loveland, S.A. (2003). Do difference case-mix measures affect assessments of provider efficiency? Lessons from the department of Veterans Affairs *Journal Ambulatory care manage* 26(3):293-242.
- Sarntisart, I. (2000). Growth, Structural Change and Inequality: the experience of Thailand *working papers* no.207 November
- Shen, Y. (2003). The effect of financial pressure in the quality of care in hospitals. *Journal of Health Economics* 22 : 243-269
- Shmueli ,A. , et.al. (2002). The effect of introducing prospective payment to general hospital on length of stay, quality of care , and hospital income: the early experience of Israel. *Social Science & Medicine* 55: 981-989.
- Social Security Office. (2005). *Manual of Social Security Insurance operation for staffs*.
- Steinhoff, B.J. et al. (2003). The ideal characteristics of antiepileptic therapy: an overview of old and new AEDs. *Journal of Acta Neurol Scan* 107:87-95
- Tsai, Y., et.al. (2005). The effect of changing reimbursement policies on quality of in-patient care, from fee-for-service to prospective payment. *International Journal for quality in health care* 17(5): 421-426.
- Yip, W. and Eggleston, K. (2004). Addressing Government and market failures with payment incentives: Hospital reimbursement in Hainan, China *Social Science & Medicine* 58 : 267-277

Yupakdee, N. and Pannarunothai, S. (2005). APG: Possibility of universal coverage database in Thailand [ Abstract]. Conference on Equity in Health, Bangkok, Thailand: 27-28 July 2005.

## **Appendices**

## **Appendix A Background information**

**Table1:** Background information of the hospitals

<b>Hospital</b>	<b>Number of beds</b>
1	1200 beds
2	450 beds
3	250 beds

**Table 2: Characteristics of ALBP patients**

	Payment methods		
	30-Baht Scheme	SSS	CSMBS
Total	391	532	4416
Sex (male)	35.04%	45.95%	45.55%
Sex (female)	64.45%	53.30%	53.18%
Sex (missing)	0.51%	0.75%	1.27%
<i>p value</i>	= 0.05		
Age < 18	2.6%	0.0%	1.3%
Age 18-60	73.4%	98.3%	75.2%
Age > 60	24.0%	1.7%	23.3%
Age (missing)	0%	0%	0.20%
<i>p value</i>	<0.05		
Age (mean)	47.79	36.81	47.98
<i>p value</i>	<0.05		

Table 3: Characteristics of AUGIB patients

	Health insurance payment methods		
	30-Baht Scheme	SSS	CSMBS
Total	41	18	320
Sex (male)	66.67%	75%	69.25%
Sex (female)	33.33%	25.00%	30.75%
<i>p value</i>	>0.05		
Age < 18	2.56%	0.00%	0.86%
Age 18-60	56.41%	90.00%	39.48%
Age > 60	41.03%	10.00%	59.65%
<i>p value</i>	<0.05		
Age (mean)	54.79	43.60	61.89
<i>p value</i>	<0.05		
Sample	29	15	170
Missing (%)	25.64%	25.00%	6.08%
Severity(high clinical risk )	89.66%	60.00%	88.82%
Severity(low clinical risk )	10.34%	33.33%	7.65%
Severity (missing)	0.00%	6.67%	3.53%
<i>p value</i>	>0.05		
Sex(male)	65.52%	80.00%	73.53%
Sex(female)	34.48%	20.00%	26.47%
<i>p value</i>	<0.05		
Age < 18	3.45%	0.00%	0.59%
Age 18-60	51.72%	93.33%	40.59%
Age > 60	44.83%	6.67%	58.82%
<i>p value</i>	<0.05		
Age (mean)	55.48	43.00	62.09
<i>p value</i>	<0.05		

**Table 4: Characteristics of epileptic patients**

	Health insurance payment methods		
	30-Baht Scheme	SSS	CSMBS
<b>Total</b>	<b>116</b>	<b>68</b>	<b>727</b>
Sex (male)	55.17%	42.65%	55.71%
Sex (female)	44.83%	57.35%	44.29%
<i>p value</i>	>0.05		
Age < 18	25.00%	0.00%	16.78%
Age 18-60	58.62%	98.53%	58.46%
Age > 60	16.38%	1.47%	24.48%
Age (missing)	0.00%	0.00%	0.28%
<i>p value</i>	<0.05		
Age (mean)	34.49	34.54	41.94
<i>p value</i>	<0.05		
Sample	40	25	191
Missing			12.79%
Sex (male)	40.45%	37.10%	56.10%
Sex (female)	59.55%	62.90%	43.90
<i>p value</i>	<0.05		
Age < 18	35.96%	0.00%	16.20%
Age 18-60	56.18%	100.00%	67.61%
Age > 60	7.87%	0.00%	15.49
Age (missing)	0.00%	0.00%	0.70
<i>p value</i>	<0.05		
Age (mean)	28.94	33.77	45.50
<i>p value</i>	<0.05		



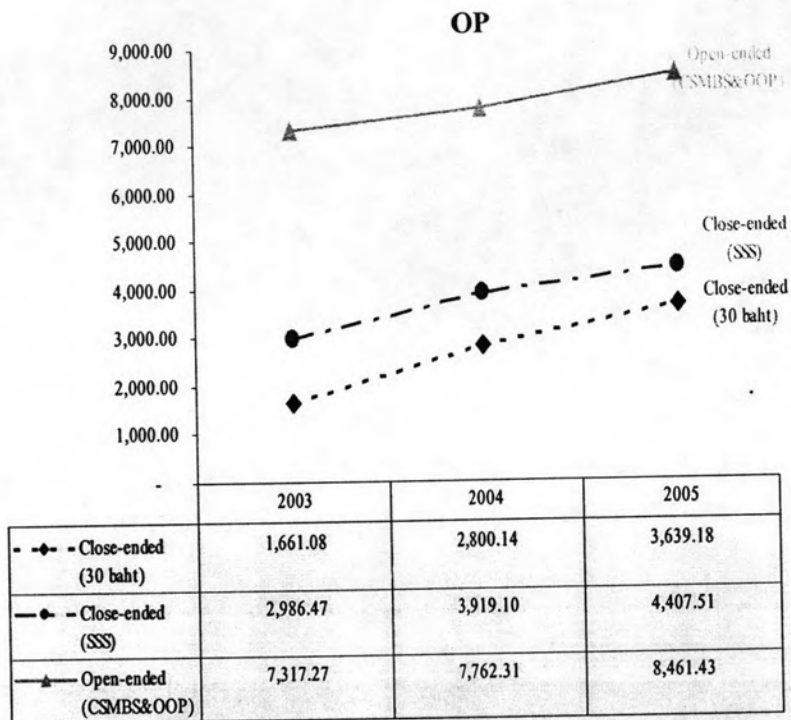
**Table 5: Characteristics of patients with lung cancer**

	Health insurance payment methods		
	30-Baht Scheme	SSS	CSMBS
<b>Total</b>	42	31	260
Sex (male)	57.14%	64.52%	66.15%
Sex (female)	42.86%	35.48%	33.85%
Age < 18	2.38%	0%	0%
Age 18-60	54.76%	83.87%	49.62%
Age > 60	42.86%	16.13%	50.38%
Age (mean)	56.36	47.51	59.78
<i>p value</i>	<0.05		
<b>Sample</b>	39	24	127
Lung metastases from cancer arising from outside the lung	16	9	49
Lung Cancer	24	16	135
(missing)	4.76%	19.35%	12.90%
Age (mean)	54.84	49.55	60.79
<i>p value</i>	<0.05		
<b>Non Small Cell Lung Cancer</b>	22	12	120
Severity: stage 1-2	4.55%	8.33	2.50
Severity: stage 3-4	95.45%	58.33%	85.00%
Severity: (missing)	0.00%	33.33%	12.50%
Sex(male)	54.55%	66.67%	74.17%
Sex(female)	45.45%	33.33%	25.83%
Age < 18	4.55%	0.00%	0.00%
Age 18-60	54.55%	83.33%	50.00%
Age > 60	40.91%	16.67%	50.00%
<b>Small Cell Lung Cancer</b>	2	4	15
Severity: Limited stage	0.00%	25.00	33.33%
Severity: Extensive stage	50.00%	75.00%	53.33%
Severity: (missing)	50.00%	0.00%	13.33%
Sex(male)	100.00%	75.00%	80.00%
Sex(female)	0.00%	25.00%	20.00%
Age < 18	0.00%	0.00%	0.00%
Age 18-60	0.00%	75.00%	13.33%
Age > 60	100.00%	25.00%	86.67%

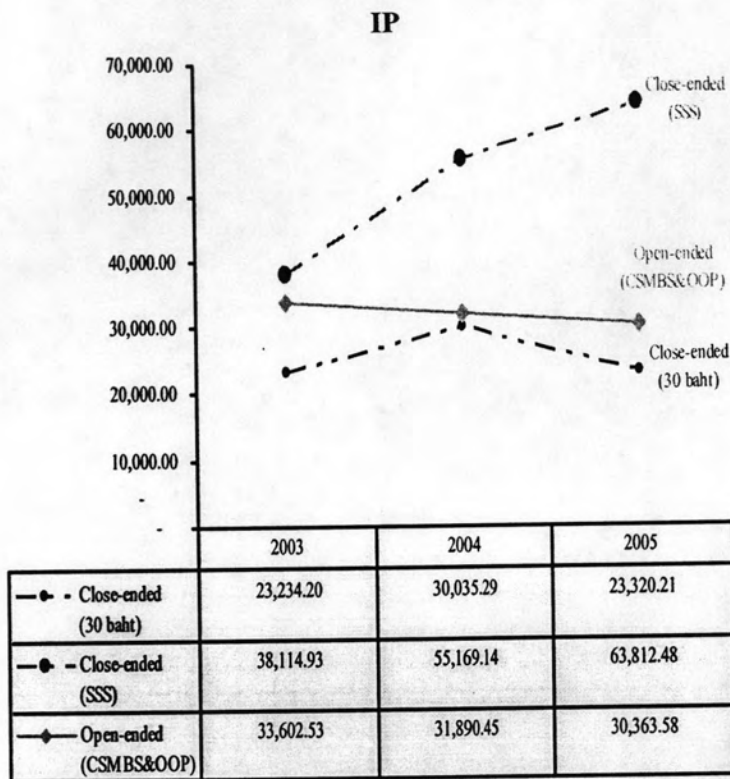
**Appendix B Distribution of drug cost**

Drug cost share (%)	Acute low back pain	UGIB	Lung cancer	Epilepsy		
				2003	2004	2005
20% lowest	1.12	2.64	1.34	1.17	1.07	1.29
20%	3.98	6.58	4.36	4.20	4.24	4.33
20% middle	11.60	11.91	10.59	8.82	8.24	8.62
20%	24.04	19.70	32.52	19.72	17.81	18.92
20% highest	59.26	59.17	51.18	66.09	68.64	66.83
Shorrocks index	0.6781	2.3278	0.8341	1.1702	1.2673	1.3452

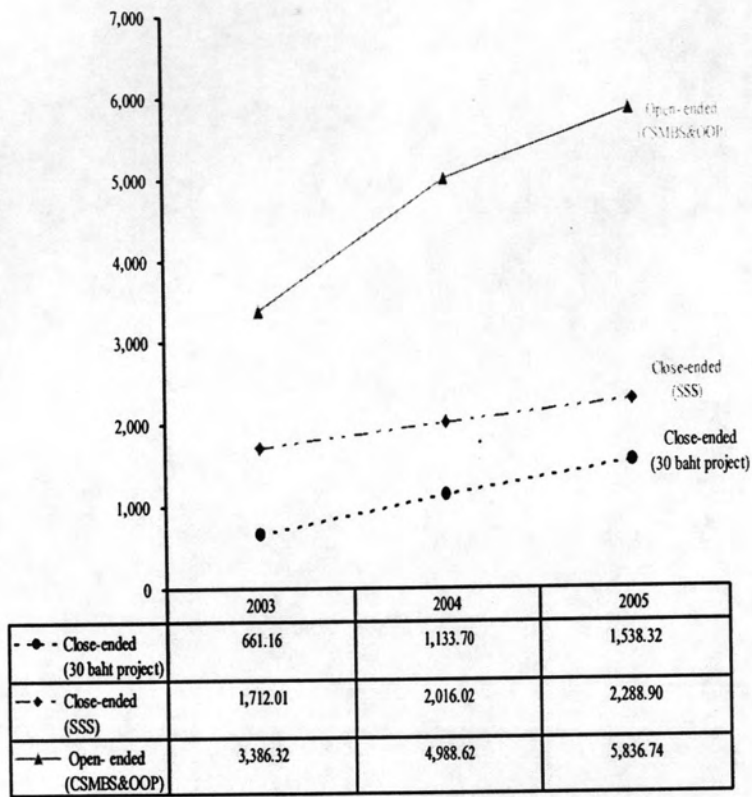
**Appendix C Graph of average charges of outpatient per person per year**



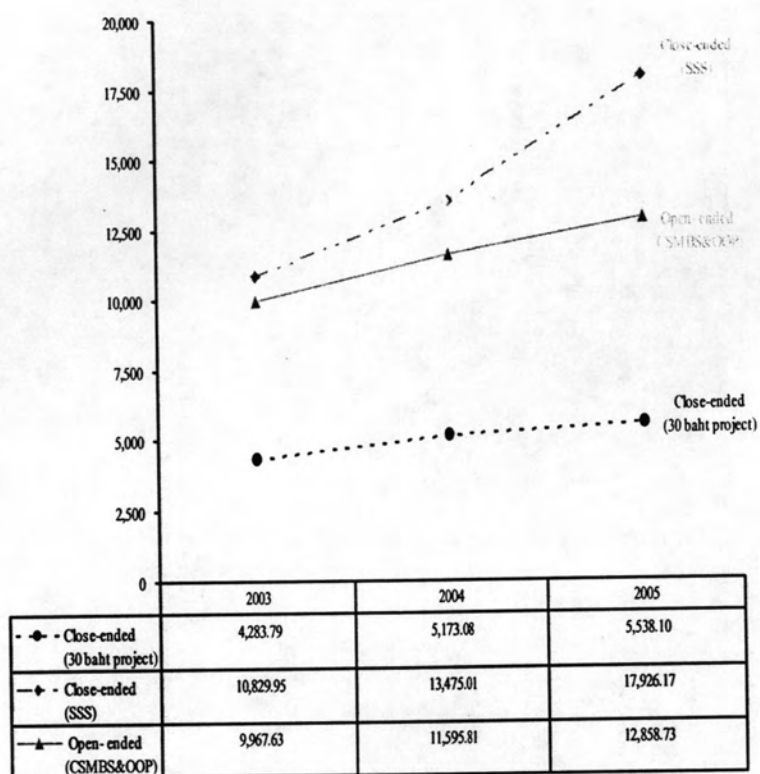
**Appendix D Graph of average charges of inpatient per person per year**



**Appendix E** Graph of average drug cost of outpatient per person per year



**Appendix E** Graph of average charges of inpatient per person per year



**Appendix F Additional finding of UGIB treatment**

	DRGs (30 baht)	Capitation (SSS)	Fee-for-service	sig.
Total	41	18	320	
Sample	29	15	170	
Low clinical risk				
n	3	5	13	
Cost				
• Total cost	99.00-448.00	74.00-2,032.00	28.00-7,261.00	P>.05
• Cost of Proton tab	27.60-60.72	41.40-110.40	36.90-832.80	P>.05
• Cost of Proton inj.	0.00	331.70-1,990.20	331.70- 4,494.00	P>.05
Clinical outcome				
• LOS	2-9	1-3	1-16	P>.05
• Dead	0.00%	0.00%	0.00%	P>.05
High clinical risk				
n	26	9	151	
Cost				
• Total cost	45.00- 14,133.00	76.00-5,490.00	121.00- 80,913.00	P<0.05
• Cost of Proton tab	34.44-186.96	34.44-189.42	12.30-4,342.80	P<0.05
• Cost of Proton inj.	331.70-8,089.20	331.70-5,093.20	217.20-42,607.40	P>.05
• Cost of colloidal plasma volume substitution	0.00	0.00	246.10-5,491.24	P<0.05
Clinical outcome				
• LOS	1-15	1-35	1-73	P<0.05
• Dead	3.80%	0.00%	4.00%	P>.05

**Appendix G Additional finding of UGIB treatment**

	DRGs (30 baht)	Capitation (SSS)	Fee-for-service	sig.
Total	42	31	260	
Sample	23	15	127	
Non small cell lung				
n	21	7	102	
Cost				
• Total cost	4,941.41-235767.16	10,291.99-230963.23	6,173.06-508,888.97	P<0.05
• Cost of chemotherapy	3,076.25-233,298	9,692.50-225,869.4	5989.2-440,247.9	P<0.05 FFS>30
• Cost of antiemetics	123.05-2469.16	412.12-1201.27	24.61-129419.9	P>0.05
Clinical outcome				
• Dead	58.82%	60.00%	38.81%	P>0.05
Small cell lung				
n	2	4	15	
Cost				
• Total cost	20,403.86-36,381.41	2,931.54-43,125.97	9,061.69-2,726.74	P>0.05
• Cost of chemotherapy	34,713.55-56,552.00	2,461.02-35,599.24	1,300.10-482,854.5	P>0.05
• Cost of antiemetics	568.96-973.56	268.80-1,338.12	43.86-81,553.84	P>0.05
Clinical outcome				
• Dead	100%	100%	66.67%	1.599 (0.666)



## BIOGRAPHY

**Name:** Major Sanita Hirunrassamee

**Education:**

- Bachelor of Science in Pharmaceutical Sciences,  
Chulalongkorn University, 1994
- Master of Art (Industry and organization psychology),  
Thamasart University, 2003

**Work Experience:**

- 1995-present     Pramongkutkiao Hospital, Bangkok
- 1994-1995         Jiraprawat Hospital, Nakornsawan